

# DATENBLATT / DATA SHEET

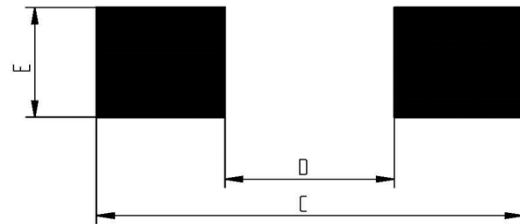
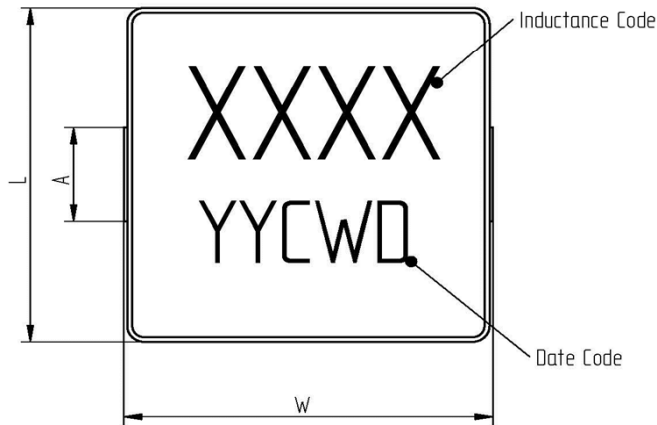
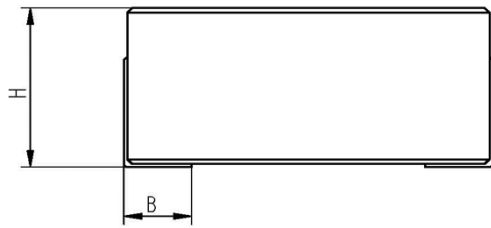


<b>Bezeichnung:</b> <b>description:</b>	WE-MASH-I 7030		<b>Page:</b>	1 / 3
<b>Kunden Zg. Nr.:</b> <b>customer drawing no.:</b>	N/A	<b>WE iBE Bauteile-Nr.:</b> <b>WE iBE component no.:</b>	831 531 501	
<b>DRW Referenz-Nr.:</b> <b>DRW reference no.:</b>	N/A	<b>Ausgabedatum:</b> <b>release date:</b>	01.08.2017	

**Product values:**



**Mechanical Dimensions (in mm):**



Recommended Land Pattern



Dimension		Unit
W	7,0	mm
L	6,5	mm
H	3,0	mm
A	3,0	mm
B	1,27	mm
C	8,0	mm
D	3,8	mm
E	3,5	mm

- Zeichnung nicht maßstabgetreu, alle Maße in mm / Drawing not scaled, all dimensions in mm

- Das abgebildete Produktfoto kann von der gewählten Produktvariante abweichen / The pictured product may not correspond to the selected product configuration

# DATENBLATT / DATA SHEET

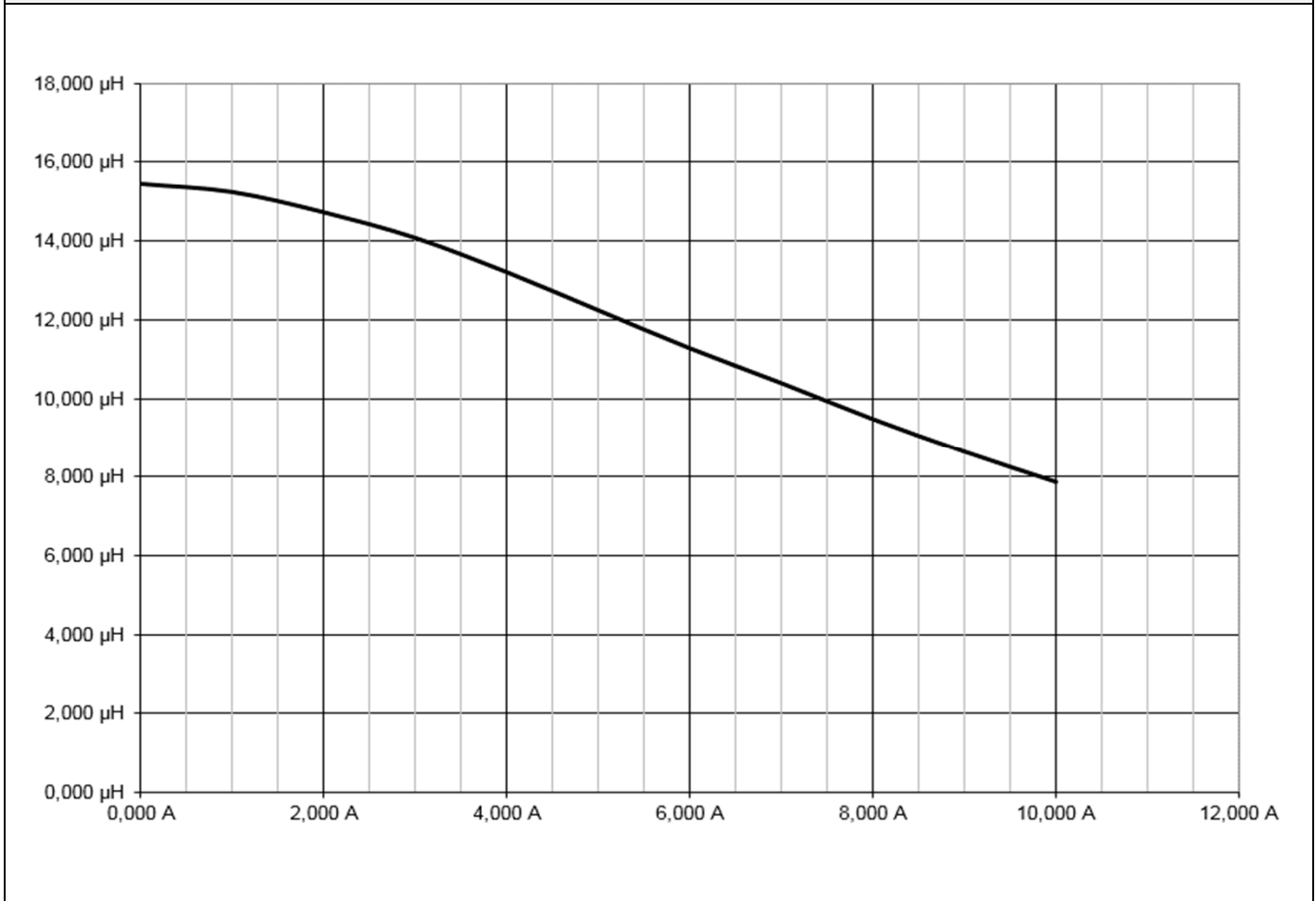


<b>Bezeichnung:</b> <i>description:</i>	WE-MASH-I 7030		<b>Page:</b>	2 / 3
<b>Kunden Zg. Nr.:</b> <i>customer drawing no.:</i>	N/A	<b>WE iBE Bauteile-Nr.:</b> <i>WE iBE component no.:</i>	831 531 501	
<b>DRW Referenz-Nr.:</b> <i>DRW reference no.:</i>	N/A	<b>Ausgabedatum:</b> <i>release date:</i>	01.08.2017	

Electrical Specification:						
Parameter	@	Value	Tolerance	Unit	Test Condition	Remarks
Induktivität $L_0$ : <i>Inductance <math>L_0</math>:</i>	25°C	15,00	±20%	µH	100 kHz / 100 mV	
DC-Widerstand $R_{DC}$ : <i>DC resistance <math>R_{DC}</math>:</i>	25°C	121,00	max.	mΩ		
$I_R$ :	25°C	3,0	max.	A	40 K self heating	
$I_{sat}$ :	25°C	4,5	typical	A	$ \Delta L/L  < 20\%$	
Betriebstemperatur: <i>Operating temperature:</i>		-40 to +125		°C		including self heating

<b>Lötpad:</b> <i>solder pad:</i>	Cu leadframe plated with Ni and Sn
<b>Material:</b> <i>material:</i>	carbonyl iron powder
<b>Characteristics &amp; Applicable documents</b>	Magnetically capsuled design for low magnetic stray field Flat top surface for reliable pick and place process ISM0100010 (General storage conditions) ISM0100011 (General processing recommendations) ISM0100021 (Guideline on the limits of surface irregularities)

## Inductance vs. Current (typical):

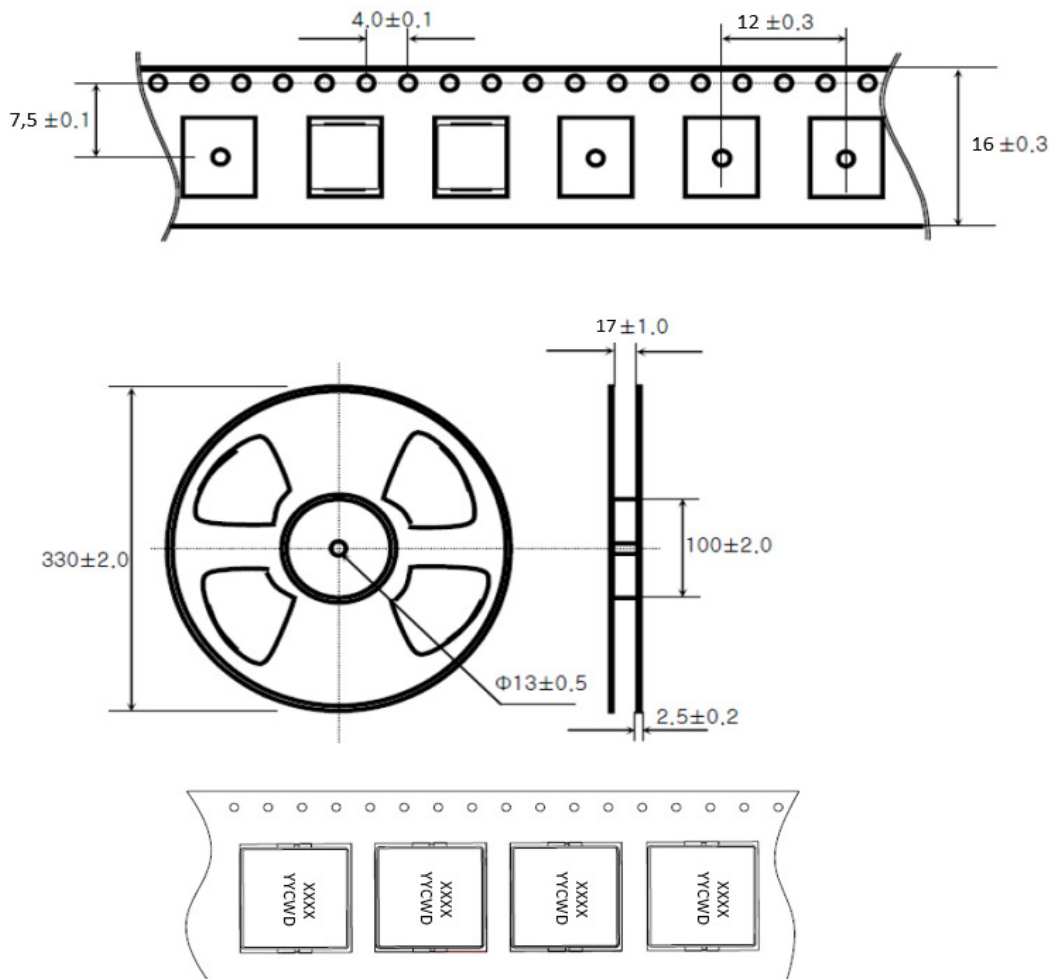


# DATENBLATT / DATA SHEET



<b>Bezeichnung:</b> <i>description:</i>	WE-MASH-I 7030		<b>Page:</b>	3 / 3
<b>Kunden Zg. Nr.:</b> <i>customer drawing no.:</i>	N/A	<b>WE iBE Bauteile-Nr.:</b> <i>WE iBE component no.:</i>	831 531 501	
<b>DRW Referenz-Nr.:</b> <i>DRW reference no.:</i>	N/A	<b>Ausgabedatum:</b> <i>release date:</i>	01.08.2017	

**Packaging specification:**



**packaging unit:**

1000 pieces per reel (50 cm customer lead in + 30 cm customer lead out)  
4 reel's per cardboard box

**Lable specification:**

**Remark:**

The component has not been developed and is not intended for safety-relevant applications. A use in safety-relevant applications requires a separate written approval by Würth Elektronik iBE GmbH.

Do not use the product beyond the nominal rated current as this may create excessive heat and will void the warranty

Components free from grease, oil, silicone, stamping agents or hand creme

Components have to comply with RoHs and REACH

Support of IMDS data base

**Customer:**  
*General release:*

Date

Signature