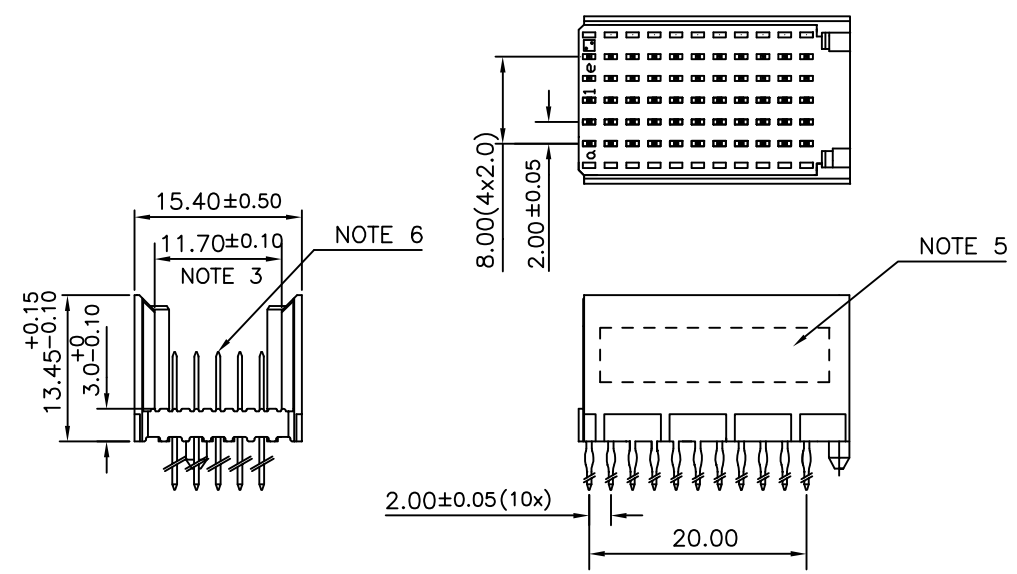


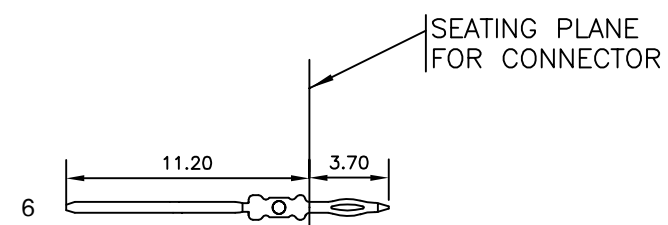
LOADING PATTERN MATING SIDE

f	0	0	0	0	0	0	0	0	0	0
e	6	6	6	6	6	6	6	6	6	6
d	6	6	6	6	6	6	6	6	6	6
c	6	6	6	6	6	6	6	6	6	6
b	6	6	6	6	6	6	6	6	6	6
a	6	6	6	6	6	6	6	6	6	6
z	0	0	0	0	0	0	0	0	0	0
POS	01	05	10							

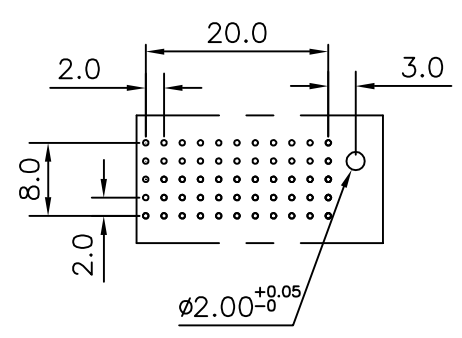
LOADED CONNECTOR ASSEMBLY (FOR EXAMPLE)



CONTACT OVERVIEW



LAY-OUT P.C.B.-HOLE



HM2P09PDJ1N0-
 LEAD FREE INDICATOR : LF = LEAD FREE (DIGIT 15 & 16)
 PLATING CODE (DIGIT 13 AND 14) (REF DRW NO. BS,C , 201844 , 003)

NOTES

1. THIS PRODUCT IS CSA APPROVED.
 2. THIS PRODUCT IS UL RECOGNIZED.
 3. MEASURED AT THE BOTTOM.
 4. MATERIAL CONTACT: PHOSPHORBRONZE
HOUSING: CREAM WHITE GLASS FILLED POLYESTER UL-94V0
 5. CONNECTOR PRINTED WITH P/N AND DATE CODE.
 6. FOR ACTUAL CONTACT LOADINGS, SEE LOADING PATTERN MATING SIDE.
 7. SHAPE OF CONNECTOR HOUSING CAN ALTER DEPENDING ON PRODUCTION LOCATION
 8. THE PRODUCT (LF) MEETS EUROPEAN UNION DIRECTIVES AND OTHER COUNTRY REGULATIONS AS DESCRIBED IN GS-22-008
 9. FOR RECOMMENDED PTH DIMENSIONS REFER DRAWING : BS, A , 201572 , 001
- CATALOG NO: HM2P09PDJ1N0----

mat'l. code SEE NOTE 4				surface ISO 1302 <input checked="" type="checkbox"/>		tolerance ISO 406 ISO 1101		projection 		product family MILLIPACS			
ltr				ecn no		dr		date		tolerances unless otherwise specified		title	
A				I04-0133		MINI		2004/12/30		angles		linear	
B				I05-0195		MINI		2005/10/19		0°±1°		linear	
C				I06-0090		MINI		2006/06/30		0°±1°		linear	
						dr		MINI K VANDANATH		2004/12/30		sheet 1 of 1	
						enr		BIJU K PAUL		2004/12/30		size	
						chr		BIJU K PAUL		2006/06/30		A3	
						appd		BIJU K PAUL		2006/06/30		type	
sheet index				revision sheet		C		1				Product Customer Drawing	