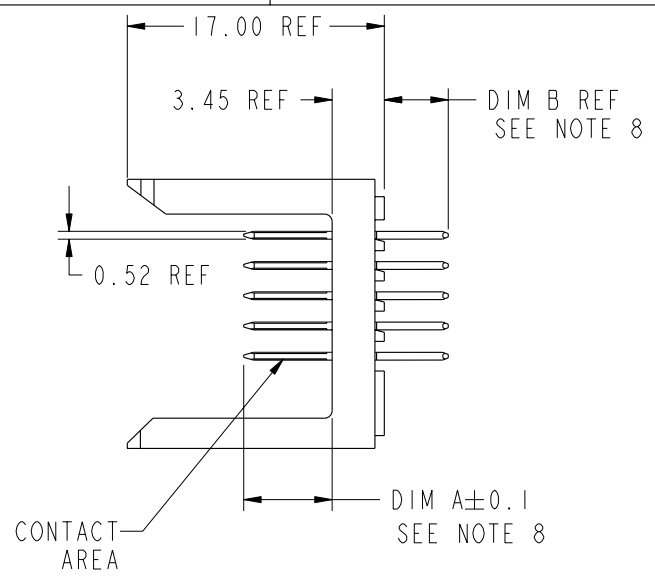
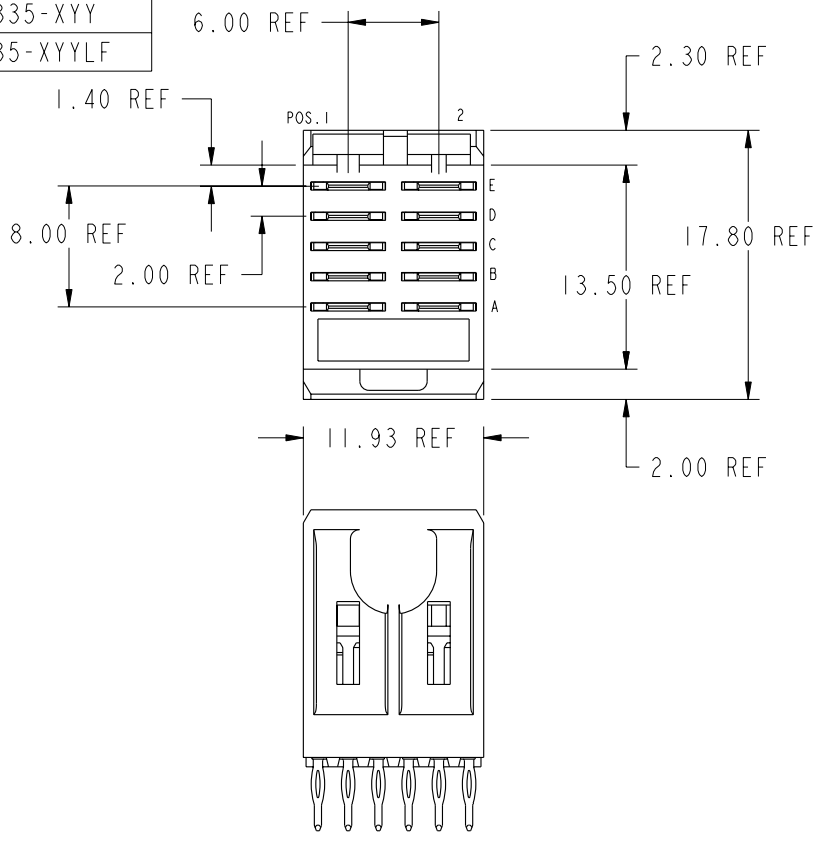


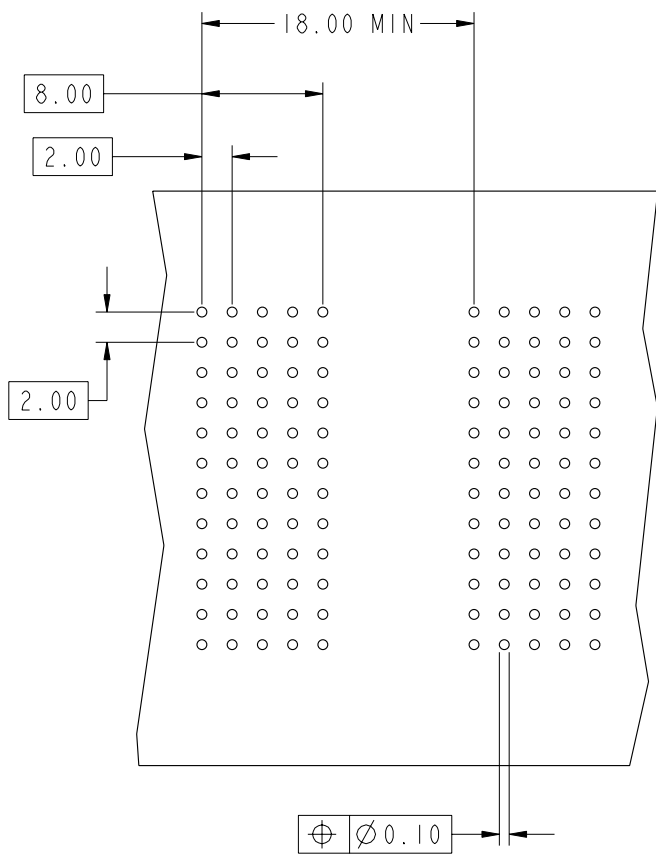
PRODUCT NUMBER
85835-XYX
85835-XYXLF



PLATING IN CONTACT AREA		
DASH NUMBER	PERFORMANCE LEVEL	NOTES
-1YY	TELCORDIA CO	-
-2YY	TELECOM CLASS	-
-3YY	IEC CLASS I	-
-5YY	TELCORDIA UE	-
-9YY	TELCORDIA CO	-
-1YYLF	TELCORDIA CO IEC CLASS I	SEE NOTE 9
-2YYLF	TELECOM CLASS	SEE NOTE 9
-5YYLF	TELCORDIA UE	SEE NOTE 9

mat'l code				SEE NOTES				tolerances unless otherwise specified				CUSTOMER		FCj		www.fciconnect.com	
ltr	ecr no.	dr	date	linear	0.X ±0.3				COPY		projection		title		METRAL POWER HEADER 1 MOD, 5 ROW PRESS-FIT		
H	V02643	JWS	10/18/00		0.XX ±0.13				MM								
J	V11713	JWS	07/05/01		.XXX ±.051				scale								
K	V12474	LSS	10/10/01	angles	0° ±2°				2:1		product family		METRAL		code		
L	V04-0283	DAI	04/05/04	dr	T.BRUNGARD	11/19/99	MM		A		size		85835		213		
M	V05-0750	VS	08/22/05	engr	M.STRAWSER	11/19/99	MM		A		dwg no		85835		sheet		
N	V06-0569	DCH	2006-06-13	chr	M.STRAWSER	11/19/99	MM		A		dwg no		85835		1 of 3		
				appd	M.STRAWSER	02/29/00	MM		A		dwg no		85835		1 of 3		
sheet index		revision sheet		N	N	N											
				1	2	3											

This document is the property of and embodies CONFIDENTIAL and PROPRIETARY information of FCj. No part of the information shown on this document may be used in any way or disclosed to others without the written consent of FCj. Copyright FCj.



KEY		
CODE	DIMENSIONS	
	DIM "A" MATE	DIM "B" TAIL
P01	6.50	4.30
P02	7.25	4.30
P03	8.00	4.30
P04	6.50	13.60
P05	7.25	13.60
P06	8.00	13.60
P13	6.50	12.95
P16	5.00	4.30
P37	8.00	15.60

- NOTES:
- FOR DIM A, AND B SEE SHEET 2 AND UP.
 - BODY MATERIAL: LIQUID CRYSTAL POLYMER 30 % GLASS.
FLAME RETARDANT ACC. UL 94-V0.
 - PIN MATERIAL:
PHOSPHOR BRONZE
 - PLATING ON PRESS-FIT TAIL:
85835-XYX IS SnPb.
85835-XYXLF IS Sn (LEAD FREE) PLATING ON CONTACT AREA
CONFORMS TO PERFORMANCE LEVEL SHOWN IN TABLE.
 - PRODUCT MARKING:
PART NUMBER DESIGNATION & BATCH I.D.
 - ALL PRODUCTS WITH PART NUMBERS SHOWN IN SUBSEQUENT TABLES WILL BE PACKAGED IN TUBES. IF TRAY PACKAGING IS REQUIRED, A SUFFIX "P" WILL BE ADDED TO THE END OF THE PART NUMBER. EXAMPLE: XXXXX-XXXP OR XXXXX-XXXPLF
 - PRODUCT SPECIFICATION GS-12-180.
APPLICATION SEPCIFICATION BUS-20-075.
 - AFTER INSERTION INTO CIRCUIT BOARD WITH QUALIFIED TOOL.
 - THE PRODUCTS WHERE THE PART NUMBER ENDS ON LF MEET THE EUROPEAN UNION DIRECTIVES AND OTHER COUNTRY REGULATIONS AS DESCRIBED IN GS-22-008.
 - FOR LEAD FREE PART NUMBERS, ADD AN 'LF' SUFFIX
EXAMPLE: 85835-X01LF
 - ALL PRODUCTS WILL WITHSTAND EXPOSURE TO 260°C FOR 60 SECONDS IN CONVECTION, INFRA-RED OR VAPOR PHASE REFLOW OVEN.

REQUIRED PC BOARD LAYOUT
COMPONENT SIDE
SEE PRINT 58351 FOR
ADDITIONAL PCB INFORMATION



This document is the property of and embodies CONFIDENTIAL and PROPRIETARY information of FCI. No part of the information shown on this document may be used in any way or disclosed to others without the written consent of FCI. Copyright FCI.

mat'l code				tolerances unless otherwise specified		CUSTOMER		FCI		www.fciconnect.com	
ltr	ecr no.	dr	date	linear	0.X ±0.3		COPY		projection	title	
N					0.XX ±0.13		MM			METRAL POWER HEADER	
					.XXX ±0.051		2:1			1 MOD, 5 ROW PRESS-FIT	
				angles	0° ±2°		scale		product family		
				dr	T.BRUNGARD	11/19/99	A		METRAL		code
				engr	M.STRAWSER	11/19/99	A		size		213
				chr	M.STRAWSER	11/19/99	A		dwg no		sheet
				appd	M.STRAWSER	02/29/00	A		85835		2
sheet index	revision sheet										



This document is the property of and embodies CONFIDENTIAL and PROPRIETARY information of FCI. No part of the information shown on this document may be used in any way or disclosed to others without the written consent of FCI. Copyright FCI.

METRAL P/N	ROW	CONTACT CODE MOD. I	
		1	2
85835-X01 SEE NOTE 10 LEAD FREE OPTION	E	P03	P03
	D	P02	P02
	C	P01	P01
	B	-	-
	A	P03	P03

METRAL P/N	ROW	CONTACT CODE MOD. I	
		1	2
85835-X02 SEE NOTE 10 LEAD FREE OPTION	E	P05	P05
	D	P05	P05
	C	P06	P06
	B	P05	P05
	A	P05	P05

METRAL P/N	ROW	CONTACT CODE MOD. I	
		1	2
85835-X03 SEE NOTE 10 LEAD FREE OPTION	E	P01	P01
	D	P01	P01
	C	P01	P01
	B	P02	P02
	A	P01	P01

METRAL P/N	ROW	CONTACT CODE MOD. I	
		1	2
85835-X04 SEE NOTE 10 LEAD FREE OPTION	E	P03	P03
	D	P02	P02
	C	P01	P01
	B	P01	P01
	A	P01	P01

METRAL P/N	ROW	CONTACT CODE MOD. I	
		1	2
85835-X05 SEE NOTE 10 LEAD FREE OPTION	E	P06	P06
	D	P05	P05
	C	P04	P04
	B	P04	P04
	A	P04	P04

METRAL P/N	ROW	CONTACT CODE MOD. I	
		1	2
85835-X06 SEE NOTE 10 LEAD FREE OPTION	E	P03	P03
	D	P03	P03
	C	P04	P04
	B	P04	P04
	A	P03	P03

METRAL P/N	ROW	CONTACT CODE MOD. I	
		1	2
85835-X07 SEE NOTE 10 LEAD FREE OPTION	E	P03	P03
	D	P03	P03
	C	P03	P03
	B	P03	P03
	A	P03	P03

METRAL P/N	ROW	CONTACT CODE MOD. I	
		1	2
85835-X08 SEE NOTE 10 LEAD FREE OPTION	E	P01	P01
	D	P03	P03
	C	P02	P02
	B	P01	P01
	A	P01	P01

METRAL P/N	ROW	CONTACT CODE MOD. I	
		1	2
85835-X09 SEE NOTE 10 LEAD FREE OPTION	E	P01	P01
	D	P02	P02
	C	P03	P03
	B	-	-
	A	P03	P03

METRAL P/N	ROW	CONTACT CODE MOD. I	
		1	2
85835-X10 SEE NOTE 10 LEAD FREE OPTION	E	P02	P02
	D	-	-
	C	P01	P01
	B	P01	P01
	A	P01	P01

METRAL P/N	ROW	CONTACT CODE MOD. I	
		1	2
85835-X11 SEE NOTE 10 LEAD FREE OPTION	E	-	-
	D	P03	P03
	C	P02	P02
	B	P01	P01
	A	P03	P03

METRAL P/N	ROW	CONTACT CODE MOD. I	
		1	2
85835-X12 SEE NOTE 10 LEAD FREE OPTION	E	P03	P03
	D	P03	P03
	C	-	-
	B	P03	P03
	A	P03	P03

METRAL P/N	ROW	CONTACT CODE MOD. I	
		1	2
85835-X13 SEE NOTE 10 LEAD FREE OPTION	E	P16	P16
	D	-	-
	C	P01	P01
	B	-	-
	A	P03	P03

METRAL P/N	ROW	CONTACT CODE MOD. I	
		1	2
85835-X14 SEE NOTE 10 LEAD FREE OPTION	E	P13	P13
	D	P13	P13
	C	P05	P05
	B	P37	P37
	A	P37	P37

mat'l code				tolerances unless otherwise specified		CUSTOMER		 www.fciconnect.com	
ltr	ecn no.	dr	date	linear	0.X ±0.3	COPY		 title METRAL POWER HEADER 1 MOD, 5 ROW PRESS-FIT	product family METRAL code 213 sheet 3
N					0.XX ±0.13	projection			
					.XXX ±.051	 MM scale 2:1			
				angles	0° ±2°				
				dr	T.BRUNGARD	11/19/99			
				engr	M.STRAWSER	11/19/99			
				chr	M.STRAWSER	11/19/99			
				appd	M.STRAWSER	02/29/00			
sheet index	revision sheet								

B

B