

## Cable connector - CA-12M1N8A85DUS - 1619471

Please be informed that the data shown in this PDF Document is generated from our Online Catalog. Please find the complete data in the user's documentation. Our General Terms of Use for Downloads are valid (<http://phoenixcontact.com/download>)



Cable connector, straight, shielded: yes, SPEEDCON locking, M23, Number of positions: 12, Type of contact: Male connector, Crimp connection, Cable diameter: 3 mm ... 14.5 mm



### Key Commercial Data

Packing unit	1 pc
Custom tariff number	85366990
Country of origin	Germany

### Technical data

#### Temperature range

Ambient temperature (operation)	-40 °C ... 125 °C
---------------------------------	-------------------

#### Data of the insulating body

Note	Order information Order crimp contacts Ø 1 mm separately
Coding	N
Insulator material	PA 66
Contact connection method	Crimp connection
Type of contacts	Male connector
Number of positions	12
Contact diameter of power contacts	1 mm
Nominal current per power contact at 25°C	8 A
Nominal voltage, power contact	150 V
Overvoltage category	III
Degree of pollution	3

#### Housing data

Housing material	Metal
------------------	-------

# Cable connector - CA-12M1N8A85DUS - 1619471

## Technical data

### Housing data

Type of locking	SPEEDCON locking
Degree of protection (when plugged in)	IP67
Thread type	M23

### Cable seal data

Min. cable diameter	3 mm
Max. cable diameter	14.5 mm
Sealing material	FPM

## Classifications

### eCl@ss

eCl@ss 4.0	272607xx
eCl@ss 4.1	272607xx
eCl@ss 5.0	27260701
eCl@ss 5.1	27260701
eCl@ss 6.0	27260702
eCl@ss 7.0	27440102
eCl@ss 8.0	27440102

### ETIM

ETIM 3.0	EC001121
ETIM 4.0	EC002635
ETIM 5.0	EC002635

### UNSPSC

UNSPSC 6.01	43172015
UNSPSC 7.0901	43201404
UNSPSC 11	43172015
UNSPSC 12.01	43201404
UNSPSC 13.2	43201404

## Approvals

### Approvals

---

### Approvals

UL Recognized / cUL Recognized / EAC



# Cable connector - CA-12M1N8A85DUS - 1619471

## Approvals

Ex Approvals


Approvals submitted

## Approval details



## Drawings

Schematic diagram



Contact chamber numbering (view of plug-in side), standard pin

Dimensional drawing

