

Printed-circuit board connector - PC 4/ 9-STF-7,62 - 1828317

Please be informed that the data shown in this PDF Document is generated from our Online Catalog. Please find the complete data in the user's documentation. Our General Terms of Use for Downloads are valid (<http://download.phoenixcontact.com>)

Plug component, Nominal current: 20 A, Rated voltage (III/2): 630 V, Number of positions: 9, Pitch: 7.62 mm, Connection method: Screw connection, Color: green, Contact surface: Tin



The figure shows a 5-pos. version of the product

Why buy this product

- Plugs can be keyed using CP-PC RD keying profiles
- High-capacity plugs with a current carrying capacity of 20 A
- Vibration-resistant connection by means of screw flange (PC 4/...-STF-7,62)
- Integrated double steel spring as extra safety against contact corrosion
- Screw connection up to 4 mm², stranded



Key commercial data

Packing unit	1
Minimum order quantity	50
Catalog page	Page 419 (CC-2011)
GTIN	 4 017918 050542
Custom tariff number	85366990
Country of origin	GERMANY

Technical data

Dimensions / positions

Pitch	7.62 mm
Dimension a	60.96 mm
Number of positions	9
Screw thread	M3
Tightening torque, min	0.5 Nm
Tightening torque max	0.6 Nm

Technical data

Range of articles	PC 4/...-STF
Insulating material group	I

Printed-circuit board connector - PC 4/ 9-STF-7,62 - 1828317

Technical data

Technical data

Rated surge voltage (III/3)	6 kV
Rated surge voltage (III/2)	6 kV
Rated surge voltage (II/2)	6 kV
Rated voltage (III/2)	630 V
Rated voltage (II/2)	1000 V
Connection in acc. with standard	EN-VDE
Nominal current IN	20 A
Nominal voltage UN	400 V
Nominal cross section	4 mm ²
Maximum load current	20 A
Insulating material	PA
Inflammability class according to UL 94	V0
Internal cylindrical gage	A4
Stripping length	7 mm
Nominal voltage, UL/CUL Use Group B	300 V
Nominal current, UL/CUL Use Group B	20 A
Nominal voltage, UL/CUL Use Group C	300 V
Nominal current, UL/CUL Use Group C	20 A
Nominal voltage, UL/CUL Use Group D	600 V
Nominal current, UL/CUL Use Group D	5 A

Connection data

Conductor cross section solid min.	0.2 mm ²
Conductor cross section solid max.	4 mm ²
Conductor cross section stranded min.	0.2 mm ²
Conductor cross section stranded max.	4 mm ²
Conductor cross section stranded, with ferrule without plastic sleeve min.	0.25 mm ²
Conductor cross section stranded, with ferrule without plastic sleeve max.	4 mm ²
Conductor cross section stranded, with ferrule with plastic sleeve min.	0.25 mm ²
Conductor cross section stranded, with ferrule with plastic sleeve max.	4 mm ²
Conductor cross section AWG/kcmil min.	24
Conductor cross section AWG/kcmil max	10
2 conductors with same cross section, solid min.	0.2 mm ²
2 conductors with same cross section, solid max.	2.5 mm ²
2 conductors with same cross section, stranded min.	0.2 mm ²
2 conductors with same cross section, stranded max.	1.5 mm ²
2 conductors with same cross section, stranded, ferrules without plastic sleeve, min.	0.25 mm ²
2 conductors with same cross section, stranded, ferrules without plastic sleeve, max.	1.5 mm ²

Printed-circuit board connector - PC 4/ 9-STF-7,62 - 1828317

Technical data

Connection data

2 conductors with same cross section, stranded, TWIN ferrules with plastic sleeve, min.	0.5 mm ²
2 conductors with same cross section, stranded, TWIN ferrules with plastic sleeve, max.	2.5 mm ²
Minimum AWG according to UL/CUL	30
Maximum AWG according to UL/CUL	10

Classifications

eclass

eCl@ss 4.0	272607xx
eCl@ss 4.1	27260701
eCl@ss 5.0	27260701
eCl@ss 5.1	27260701
eCl@ss 6.0	27260704
eCl@ss 7.0	27440402

etim

ETIM 3.0	EC001121
ETIM 4.0	EC002638
ETIM 5.0	EC002638

unspsc

UNSPSC 6.01	30211810
UNSPSC 7.0901	39121409
UNSPSC 11	39121409
UNSPSC 12.01	39121409
UNSPSC 13.2	39121409

Approvals

Approvals

Approvals

CSA / UL Recognized / cUL Recognized / GOST / LR / GL / DNV / cULus Recognized


Ex Approvals

Approvals submitted


Approval details

Printed-circuit board connector - PC 4/ 9-STF-7,62 - 1828317


Approvals

CSA 

	B	C
mm ² /AWG/kcmil	28-10	28-10
Nominal current I _N	20 A	20 A
Nominal voltage U _N	300 V	300 V

UL Recognized 

	B	C	D
mm ² /AWG/kcmil	30-10	30-10	30-10
Nominal current I _N	20 A	20 A	5 A
Nominal voltage U _N	300 V	300 V	600 V

cUL Recognized 

	B	C	D
mm ² /AWG/kcmil	30-10	30-10	30-10
Nominal current I _N	20 A	20 A	5 A
Nominal voltage U _N	300 V	300 V	600 V

GOST 

LR

mm ² /AWG/kcmil	4
Nominal current I _N	20 A
Nominal voltage U _N	400 V


GL

mm ² /AWG/kcmil	4
Nominal current I _N	20 A
Nominal voltage U _N	400 V

DNV

Printed-circuit board connector - PC 4/ 9-STF-7,62 - 1828317

Approvals

cULus Recognized 

Accessories

Accessories

Marking

Marker cards - SK 7,62/3,8:FORTL.ZAHLEN - 0804549



Marker cards, Card, white, Labeled, Horizontal: Consecutive numbers 1 - 10, 11 - 20, etc. up to 91 - 100, Mounting type: Adhesive, For terminal block width: 7.62 mm

Marker cards - SK U/3,8 WH:UNBEDRUCKT - 0803906



Marker cards, Sheet, white, Unlabeled, Can be labeled with: Plotter, Office-Drucksysteme, Mounting type: Adhesive

Marker pen - B-STIFT - 1051993



Marker pen, for manual labeling of unprinted Zack strips, smear-proof and waterproof, line thickness 0.5 mm

Plug/Adapter

Coding profile - CP-HCC 4 - 1600027



Coding profile, Color: red

Tools

Printed-circuit board connector - PC 4/ 9-STF-7,62 - 1828317

Accessories

Screwdriver - SZS 0,6X3,5 - 1205053



Actuation tool, for ST terminal blocks, insulated, also suitable for use as a bladed screwdriver, size: 0.6 x 3.5 x 100 mm, 2-component grip, with non-slip grip

Additional products

Plug - PCVK 4-7,62-PE - 1876246



Plug component, Nominal current: 20 A, Rated voltage (III/2): 630 V, Number of positions: 1, Pitch: 7.62 mm, Connection method: Screw connection, Color: Green-yellow

Plug-in block - PCVK 4-7,62 - 1849998



Plug component, Nominal current: 20 A, Rated voltage (III/2): 630 V, Number of positions: 1, Pitch: 7.62 mm, Connection method: Screw connection, Color: green, Contact surface: Tin

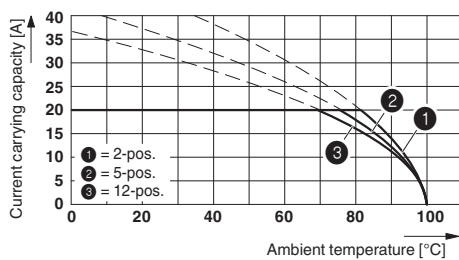
Feed-through terminal block - UPCV3K 4-G-7,62 - 1838381



Header, Nominal current: 20 A, Rated voltage (III/2): 1000 V, Number of positions: 1, Pitch: 7.62 mm, The article can be aligned to create different nos. of positions! Mounting flange: Accessory Order No. 1881202

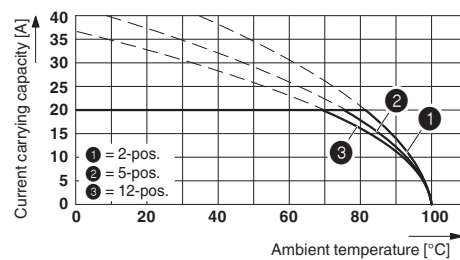
Drawings

Diagram



Derating curve for: PC 4/..-ST-7,62 with PC 4/..-G-7,62

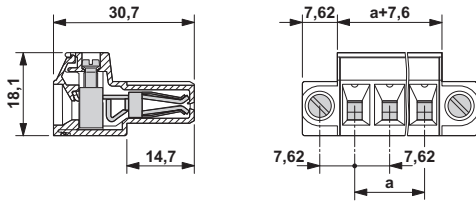
Diagram



Derating curve for: PC 4/..-ST-7,62 with PCV 4/..-G-7,62

Printed-circuit board connector - PC 4/ 9-STF-7,62 - 1828317

Dimensioned drawing



© Phoenix Contact 2012 - all rights reserved
<http://www.phoenixcontact.com>