

Printed-circuit board connector - MSTBU 2,5/ 8-ST-5,08-FL - 1824418

Please be informed that the data shown in this PDF Document is generated from our Online Catalog. Please find the complete data in the user's documentation. Our General Terms of Use for Downloads are valid (<http://download.phoenixcontact.com>)



Plug component, Nominal current: 12 A, Rated voltage (III/2): 320 V, Number of positions: 8, Pitch: 5.08 mm, Connection method: Screw connection, Color: green, Contact surface: Tin, Assembly: Direct mounting

The illustration shows a 15-position version



Key commercial data

Packing unit	1 1
GTIN	 4 017918 049218
Weight per Piece (excluding packing)	17.65 GRM
Custom tariff number	85366990
Country of origin	Germany

Technical data

Dimensions

Pitch	5.08 mm
Dimension a	35.56 mm

General

Range of articles	MSTBU 2,5/..-ST -FL
Insulating material group	I
Rated surge voltage (III/3)	4 kV
Rated surge voltage (III/2)	4 kV
Rated surge voltage (II/2)	4 kV
Rated voltage (III/3)	250 V
Rated voltage (III/2)	320 V
Rated voltage (II/2)	630 V

Printed-circuit board connector - MSTBU 2,5/ 8-ST-5,08-FL - 1824418

Technical data

General

Connection in acc. with standard	EN-VDE
Nominal current I_N	12 A
Nominal cross section	2.5 mm ²
Maximum load current	12 A
Insulating material	PA
Inflammability class according to UL 94	V0
Internal cylindrical gage	A3
Stripping length	7 mm
Number of positions	8
Screw thread	M3
Tightening torque, min	0.5 Nm
Tightening torque max	0.6 Nm

Connection data

Conductor cross section solid min.	0.2 mm ²
Conductor cross section solid max.	2.5 mm ²
Conductor cross section stranded min.	0.2 mm ²
Conductor cross section stranded max.	2.5 mm ²
Conductor cross section stranded, with ferrule without plastic sleeve min.	0.25 mm ²
Conductor cross section stranded, with ferrule without plastic sleeve max.	2.5 mm ²
Conductor cross section stranded, with ferrule with plastic sleeve min.	0.25 mm ²
Conductor cross section stranded, with ferrule with plastic sleeve max.	2.5 mm ²
Conductor cross section AWG/kcmil min.	24
Conductor cross section AWG/kcmil max	12
2 conductors with same cross section, solid min.	0.2 mm ²
2 conductors with same cross section, solid max.	1 mm ²
2 conductors with same cross section, stranded min.	0.2 mm ²
2 conductors with same cross section, stranded max.	1.5 mm ²
2 conductors with same cross section, stranded, ferrules without plastic sleeve, min.	0.25 mm ²
2 conductors with same cross section, stranded, ferrules without plastic sleeve, max.	1 mm ²
2 conductors with same cross section, stranded, TWIN ferrules with plastic sleeve, min.	0.5 mm ²
2 conductors with same cross section, stranded, TWIN ferrules with plastic sleeve, max.	1 mm ²
Minimum AWG according to UL/CUL	30
Maximum AWG according to UL/CUL	12

Printed-circuit board connector - MSTBU 2,5/ 8-ST-5,08-FL - 1824418

Classifications

eCl@ss

eCl@ss 4.0	272607xx
eCl@ss 4.1	27260701
eCl@ss 5.0	27260701
eCl@ss 5.1	27260701
eCl@ss 6.0	27260704
eCl@ss 7.0	27440402

ETIM

ETIM 3.0	EC001121
ETIM 4.0	EC002638
ETIM 5.0	EC002638

UNSPSC

UNSPSC 6.01	30211810
UNSPSC 7.0901	39121409
UNSPSC 11	39121409
UNSPSC 12.01	39121409
UNSPSC 13.2	39121409

Approvals

Approvals

Approvals

CSA / UL Recognized / VDE report with production monitoring / cUL Recognized / GOST / IECCEB CB Scheme / cULus Recognized


Ex Approvals

Approvals submitted


Approval details

Printed-circuit board connector - MSTBU 2,5/ 8-ST-5,08-FL - 1824418


Approvals

CSA 


	B	D
mm ² /AWG/kcmil	28-12	28-12
Nominal current I _N	10 A	10 A
Nominal voltage U _N	300 V	300 V

UL Recognized 


	B	D
mm ² /AWG/kcmil	30-12	30-12
Nominal current I _N	12 A	10 A
Nominal voltage U _N	250 V	300 V

VDE report with production monitoring 

mm ² /AWG/kcmil	0.2-2.5
Nominal current I _N	12 A
Nominal voltage U _N	250 V

cUL Recognized 


	B	D
mm ² /AWG/kcmil	30-12	30-12
Nominal current I _N	12 A	10 A
Nominal voltage U _N	250 V	300 V

GOST 

Printed-circuit board connector - MSTBU 2,5/ 8-ST-5,08-FL - 1824418

Approvals

IECEE CB Scheme	
mm ² /AWG/kcmil	0.2-2.5
Nominal current I _N	12 A
Nominal voltage U _N	250 V



Accessories

Accessories

Assembly

Mounting material - FLRP/ICV 80 - 1808353



Pair of guide rails, is inserted into the groove ICV/...G, height: 86 mm, hole diameter: 3.4 mm

Marking

Marker cards - SK 5,08/3,8:FORTL.ZAHLEN - 0804293



Marker cards, Card, white, labeled, Horizontal: Consecutive numbers 1 - 10, 11 - 20, etc. up to 91 - (99)100, Mounting type: Adhesive, For terminal block width: 5.08 mm

Plug/Adapter

Coding profile - CP-MSTB - 1734634



Coding profile, is inserted into the slot on the plug or inverted header, red insulating material

Printed-circuit board connector - MSTBU 2,5/ 8-ST-5,08-FL - 1824418

Accessories

Tools

Screwdriver - SZS 0,6X3,5 - 1205053



Actuation tool, for ST terminal blocks, insulated, also suitable for use as a bladed screwdriver, size: 0.6 x 3.5 x 100 mm, 2-component grip, with non-slip grip

Insertion bridge - EBP 2- 5 - 1733169



Insertion bridge, fully insulated, for connectors with 5.0 or 5.08 mm pitch, no. of positions: 2

Additional products

Base strip - MSTB 2,5/ 8-G-5,08 - 1759075



Header, Nominal current: 12 A, Rated voltage (III/2): 320 V, Number of positions: 8, Pitch: 5.08 mm, Color: green, Contact surface: Tin, Assembly: Soldering

Base strip - MSTBA 2,5/ 8-G-5,08 - 1757307

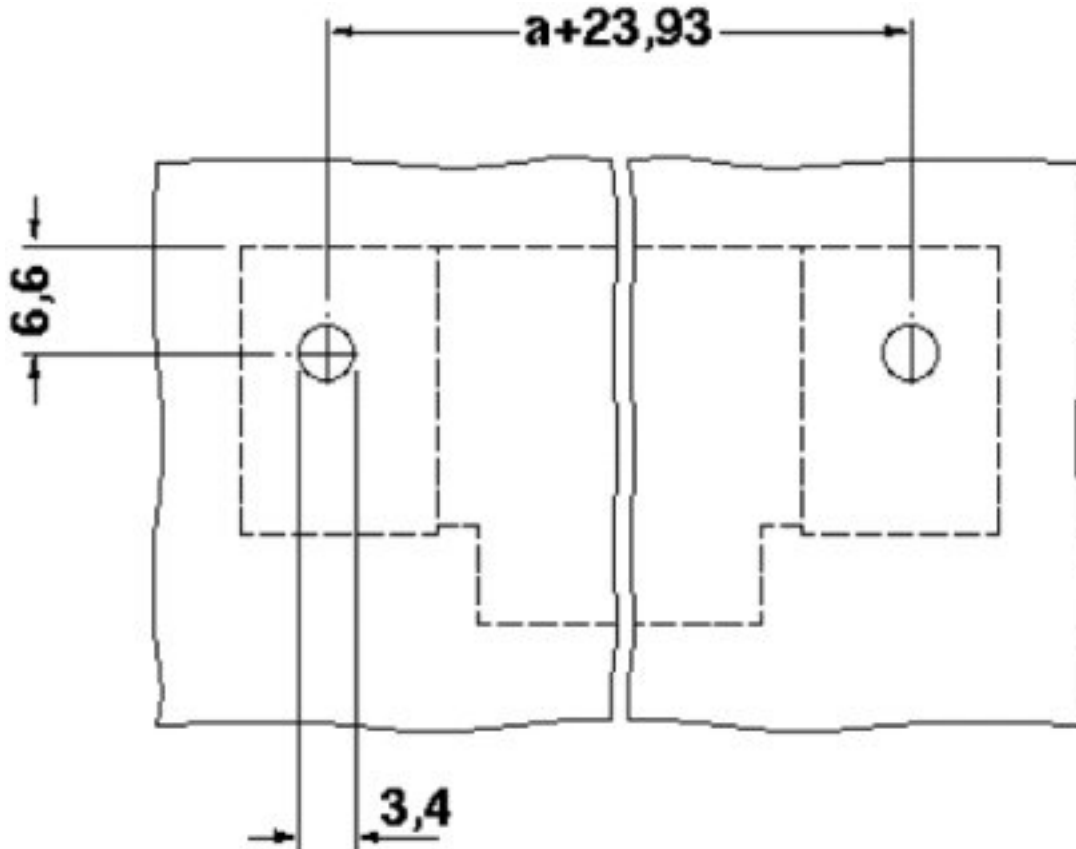


Header, Nominal current: 12 A, Rated voltage (III/2): 320 V, Number of positions: 8, Pitch: 5.08 mm, Color: green, Contact surface: Tin, Assembly: Soldering

Drawings

Printed-circuit board connector - MSTBU 2,5/ 8-ST-5,08-FL - 1824418

Drilling diagram



Dimensioned drawing

