

## Device connector, front mounting - RF-17P1N8AWQ00 - 1607866

Please be informed that the data shown in this PDF Document is generated from our Online Catalog. Please find the complete data in the user's documentation. Our General Terms of Use for Downloads are valid (<http://phoenixcontact.com/download>)



Device connector, front mounting, straight, Screw locking, M23, number of positions: 17, type of contact: Pin, Crimp connection, Axial O-ring, 4x Ø2,7, shielded: yes

The figure shows the 12-pos. product version



### Key Commercial Data

Packing unit	20 STK
GTIN	
GTIN	4046356269087

### Technical data

#### General

Note	Order information: Order crimp contacts Ø 1 mm separately
Type of locking	Screw locking
Direction of rotation of contact chamber numbering	Standard
Coding	N
Contact connection method	Crimp connection
Type of contacts	Pin
Number of positions	17
Contact diameter of power contacts	1 mm
Nominal current per power contact at 25°C	8 A
Pg housing screw connection	none
Mounting type	4x Ø2,7

#### Ambient conditions

Ambient temperature	-40 °C ... 125 °C
Degree of protection	IP67

#### Material

# Device connector, front mounting - RF-17P1N8AWQ00 - 1607866

## Technical data

### Material

Housing material	Turned parts: copper zinc alloy (CuZn), die-cast parts: zinc (GD-Zn)
Insulator material	PA 6.6
Gasket and O-ring material	FPM

### Specifications according to DIN EN 61984:2001

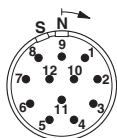
Installation height max.	2000 m
Nominal / operating voltage of power contacts	100 V
Rated surge voltage of power contacts	1.5 kV
Overvoltage category of power contacts	III
Degree of pollution of power contacts	3
Overvoltage category of signal contacts	III
Degree of pollution of signal contacts	3

### Environmental Product Compliance

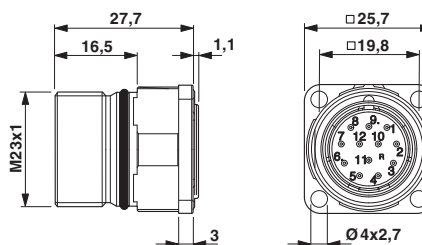
China RoHS	Environmentally Friendly Use Period = 50
	For details about hazardous substances go to tab "Downloads", Category "Manufacturer's declaration"

## Drawings

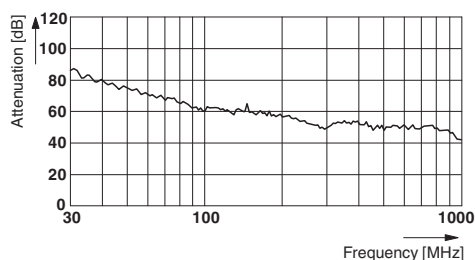
Schematic diagram



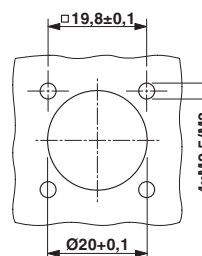
Dimensional drawing



Diagram



Dimensional drawing



## Approvals

### Approvals

# Device connector, front mounting - RF-17P1N8AWQ00 - 1607866

## Approvals

Approvals

UL Recognized / cUL Recognized / EAC / cULus Recognized

Ex Approvals

### Approval details

UL Recognized		<a href="http://database.ul.com/cgi-bin/XYV/template/LISEXT/1FRAME/index.htm">http://database.ul.com/cgi-bin/XYV/template/LISEXT/1FRAME/index.htm</a>	FILE E 153698
Nominal voltage UN		125 V	
Nominal current IN		1 A	
mm <sup>2</sup> /AWG/kcmil		26	

cUL Recognized		<a href="http://database.ul.com/cgi-bin/XYV/template/LISEXT/1FRAME/index.htm">http://database.ul.com/cgi-bin/XYV/template/LISEXT/1FRAME/index.htm</a>	FILE E 153698
Nominal voltage UN		125 V	
Nominal current IN		1 A	
mm <sup>2</sup> /AWG/kcmil		26	

EAC		B.01742
-----	--	---------

cULus Recognized		<a href="http://database.ul.com/cgi-bin/XYV/template/LISEXT/1FRAME/index.htm">http://database.ul.com/cgi-bin/XYV/template/LISEXT/1FRAME/index.htm</a>
------------------	--	---

Phoenix Contact 2018 © - all rights reserved  
<http://www.phoenixcontact.com>

PHOENIX CONTACT GmbH & Co. KG  
Flachsmarktstr. 8  
32825 Blomberg  
Germany  
Tel. +49 5235 300  
Fax +49 5235 3 41200  
<http://www.phoenixcontact.com>