

## PCB terminal block - SPT-THR 1,5/10-H-3,5 P26 - 1822833

Please be informed that the data shown in this PDF Document is generated from our Online Catalog. Please find the complete data in the user's documentation. Our General Terms of Use for Downloads are valid (<http://phoenixcontact.com/download>)

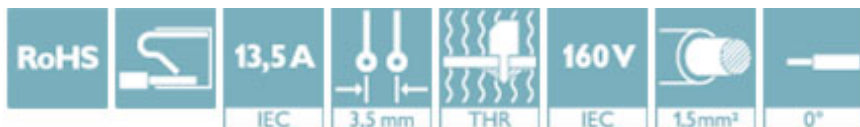
PCB terminal block, nominal current: 13.5 A, nom. voltage: 160 V, pitch: 3.5 mm, number of positions: 10, connection method: Push-in spring connection, mounting: THR soldering, conductor/PCB connection direction: 0 °, color: black



The figure shows the 10-position version

### Why buy this product

- Time saving push-in connection, tools not required
- Defined contact force ensures that contact remains stable over the long term
- Intuitive use through colour coded actuation lever
- Designed for integration into the SMT soldering process
- Quick and convenient testing using integrated test option
- Operation and conductor connection from one direction enable integration into front of device
- Two solder pins reduce the mechanical strain on the soldering spots



### Key Commercial Data

|              |               |
|--------------|---------------|
| Packing unit | 60 STK        |
| GTIN         |               |
| GTIN         | 4046356809658 |

### Technical data

#### Dimensions

|                       |           |
|-----------------------|-----------|
| Length [ l ]          | 13.6 mm   |
| Pitch                 | 3.5 mm    |
| Dimension a           | 31.5 mm   |
| Width [ w ]           | 35.5 mm   |
| Constructional height | 7.7 mm    |
| Height [ h ]          | 7.7 mm    |
| Solder pin [P]        | 2.6 mm    |
| Pin dimensions        | 0,7 x 0,3 |

# PCB terminal block - SPT-THR 1,5/10-H-3,5 P26 - 1822833

## Technical data

### Dimensions

|               |        |
|---------------|--------|
| Pin spacing   | 7 mm   |
| Hole diameter | 1.1 mm |

### General

|  |                     |
|--|---------------------|
| Range of articles                      | SPT 1,5/..-H-THR    |
| Insulating material group              | IIIa                |
| Rated surge voltage (III/3)            | 2.5 kV              |
| Rated surge voltage (III/2)            | 2.5 kV              |
| Rated surge voltage (II/2)             | 2.5 kV              |
| Rated voltage (III/3)                  | 160 V               |
| Rated voltage (III/2)                  | 160 V               |
| Rated voltage (II/2)                   | 320 V               |
| Connection in acc. with standard       | EN-VDE              |
| Nominal current I <sub>N</sub>         | 13.5 A              |
| Nominal cross section                  | 1.5 mm <sup>2</sup> |
| Insulating material                    | LCP                 |
| Flammability rating according to UL 94 | V0                  |
| Stripping length                       | 8 mm                |
| Number of positions                    | 10                  |

### Connection data

|  |                      |
|--|----------------------|
| Conductor cross section solid min.   | 0.2 mm <sup>2</sup>  |
| Conductor cross section solid max.   | 1.5 mm <sup>2</sup>  |
| Conductor cross section flexible min.                                      | 0.2 mm <sup>2</sup>  |
| Conductor cross section flexible max.                                      | 1.5 mm <sup>2</sup>  |
| Conductor cross section flexible, with ferrule without plastic sleeve min. | 0.2 mm <sup>2</sup>  |
| Conductor cross section flexible, with ferrule without plastic sleeve max. | 1.5 mm <sup>2</sup>  |
| Conductor cross section flexible, with ferrule with plastic sleeve min.    | 0.2 mm <sup>2</sup>  |
| Conductor cross section flexible, with ferrule with plastic sleeve max.    | 0.75 mm <sup>2</sup> |
| Conductor cross section AWG min.   | 24                   |
| Conductor cross section AWG max.   | 16                   |

### Standards and Regulations

|  |        |
|--|--------|
| Connection in acc. with standard       | EN-VDE |
| Flammability rating according to UL 94 | V0     |

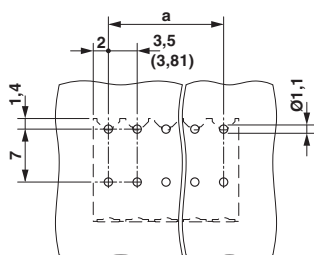
### Environmental Product Compliance

|            |   |
|------------|---|
| China RoHS | Environmentally friendly use period: unlimited = EFUP-e |
|            | No hazardous substances above threshold values          |

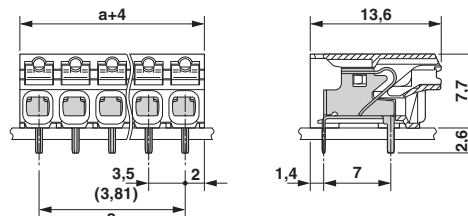
## Drawings

# PCB terminal block - SPT-THR 1,5/10-H-3,5 P26 - 1822833

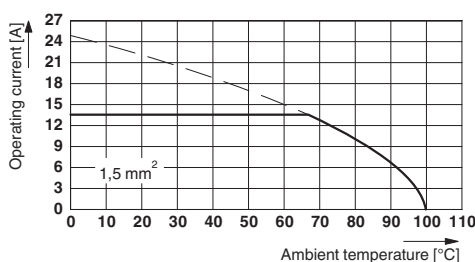
Drilling diagram



Dimensional drawing



Diagram



Type: SPT-THR 1,5/ 5-H-3,5(3,81) P26  
 Tested according to DIN EN 60512-5-2:2003-01  
 Reduction factor = 1  
 Number of positions: 5

## Approvals

### Approvals

#### Approvals

EAC / VDE approval of drawings / cULus Recognized / IECCEB Scheme

#### Ex Approvals

### Approval details

|     |  |         |
|-----|--|---------|
| EAC |  | B.01742 |
|-----|--|---------|


|                          |  |   |          |
|--------------------------|--|---|----------|
| VDE approval of drawings |  | <a href="http://www2.vde.com/de/Institut/Online-Service/VDE-gepruefteProdukte/Seiten/Online-Suche.aspx">http://www2.vde.com/de/Institut/Online-Service/VDE-gepruefteProdukte/Seiten/Online-Suche.aspx</a> | 40046113 |
|--------------------------|--|---|----------|


|                    |       |
|--------------------|-------|
| Nominal voltage UN | 160 V |
|--------------------|-------|

## PCB terminal block - SPT-THR 1,5/10-H-3,5 P26 - 1822833

### Approvals

|                                |         |
|--------------------------------|---------|
| Nominal current I <sub>N</sub> | 13.5 A  |
| mm <sup>2</sup> /AWG/kcmil     | 0.2-1.5 |

|  |       |       |
|--|-------|-------|
| cULus Recognized  <a href="http://database.ul.com/cgi-bin/XYV/template/LISEXT/1FRAME/index.htm">http://database.ul.com/cgi-bin/XYV/template/LISEXT/1FRAME/index.htm</a> E60425-20061129 |       |       |
|  | D     | B     |
| Nominal voltage U <sub>N</sub>   | 300 V | 300 V |
| Nominal current I <sub>N</sub>   | 10 A  | 10 A  |
| mm <sup>2</sup> /AWG/kcmil   | 24-16 | 24-16 |

|   |         |
|---|---------|
| IECEx CB Scheme  <a href="http://www.iecee.org/">http://www.iecee.org/</a> DE1-60621 |         |
| Nominal voltage U <sub>N</sub>  | 160 V   |
| Nominal current I <sub>N</sub>  | 13.5 A  |
| mm <sup>2</sup> /AWG/kcmil  | 0.2-1.5 |

Phoenix Contact 2018 © - all rights reserved  
<http://www.phoenixcontact.com>

PHOENIX CONTACT GmbH & Co. KG  
 Flachsmarktstr. 8  
 32825 Blomberg  
 Germany  
 Tel. +49 5235 300  
 Fax +49 5235 3 41200  
<http://www.phoenixcontact.com>