

## Contact insert - HC-BB32-I-CT-F - 1584745

Please be informed that the data shown in this PDF Document is generated from our Online Catalog. Please find the complete data in the user's documentation. Our General Terms of Use for Downloads are valid (<http://phoenixcontact.com/download>)




HEAVYCON socket insert, series: BB32, 32-pos., crimp connection, with plastic coding profile, can be coded

### Why buy this product

- For fast coding with plastic profile (Order No. 1410916, type CP-HC-S)



### Key Commercial Data

Packing unit	1 STK
GTIN	 4 046356 149266
GTIN	4046356149266

### Technical data

#### General

Note	For HC-B16 housing, crimp contacts CK 2,5-ED (crimp contacts not included in scope of supply)
Connection method	Crimp connection
Degree of pollution	3
Overvoltage category	III
Number of positions	32+PE
Insertion/withdrawal cycles	≥ 500
Size	B16
Contact numbering	1 - 32
Conductor cross section	0.5 mm <sup>2</sup> ... 4 mm <sup>2</sup>
Connection cross section AWG	20 ... 12
Stripping length of the individual wire	7.5 mm
Assembly instructions	- Housing heights of $h \geq 72$ mm are recommended when there is a high number of wires.

# Contact insert - HC-BB32-I-CT-F - 1584745

## Technical data

### General

Connection	Connectors may only be inserted when there is no load/the power is switched off. Contact release by means of CK2,5-EWZ (Order No. 1662722)
------------	--

### Ambient conditions

Ambient temperature (operation)	-40 °C ... 125 °C (including heating up of contacts)
---------------------------------	--

### Material data

Contact material	Copper alloy
Contact surface material	Ag (alternatively Au)
Contact carrier material	PC
Standards/regulations	PC: Fire protection in rail vehicles - requirement sets R22, R23, and R24 acc. to DIN EN 45545-2 (Risk level HL1 - HL3)

### Electrical characteristics

Rated voltage (III/3)	500 V
Rated surge voltage	6 kV
Rated current	16 A

### Standards and Regulations

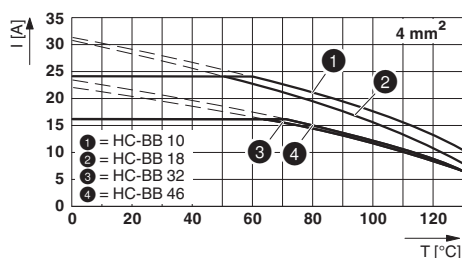
Flammability rating according to UL 94	V0
--	----

### Environmental Product Compliance

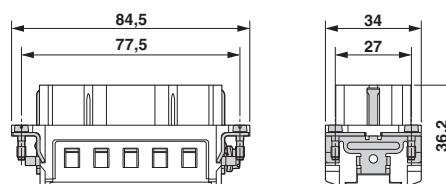
China RoHS	Environmentally friendly use period: unlimited = EFUP-e
	No hazardous substances above threshold values

## Drawings

Diagram



Dimensional drawing

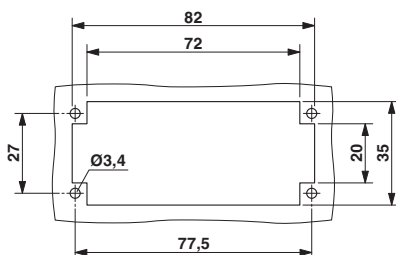


Female insert

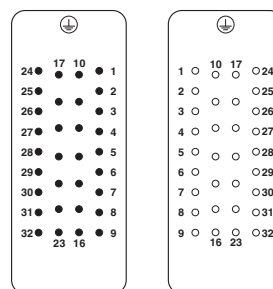
Derating diagram (conductor cross section: 4.0 mm²)

# Contact insert - HC-BB32-I-CT-F - 1584745

Dimensional drawing



Schematic diagram



Mounting cutout when used without housing

Connector pin assignment: Left pin - right socket

## Approvals

### Approvals

#### Approvals

UL Recognized / CSA / GL / EAC

#### Ex Approvals

### Approval details

UL Recognized		<a href="http://database.ul.com/cgi-bin/XYV/template/LISEXT/1FRAME/index.htm">http://database.ul.com/cgi-bin/XYV/template/LISEXT/1FRAME/index.htm</a>	FILE E 118976
Nominal voltage UN	600 V		
Nominal current IN	16 A		
mm <sup>2</sup> /AWG/kcmil	12		

CSA		<a href="http://www.csagroup.org/services-industries/product-listing/">http://www.csagroup.org/services-industries/product-listing/</a>	013631_0_000
Nominal voltage UN	600 V		
Nominal current IN	13.5 A		
mm <sup>2</sup> /AWG/kcmil	12		

GL		<a href="http://exchange.dnv.com/tari/">http://exchange.dnv.com/tari/</a>	6196614 HH
----	--	---	------------

## Contact insert - HC-BB32-I-CT-F - 1584745

### Approvals

EAC



RU C-  
DE.AI30.B.01102

Phoenix Contact 2018 © - all rights reserved  
<http://www.phoenixcontact.com>

PHOENIX CONTACT GmbH & Co. KG  
Flachsmarktstr. 8  
32825 Blomberg  
Germany  
Tel. +49 5235 300  
Fax +49 5235 3 41200  
<http://www.phoenixcontact.com>