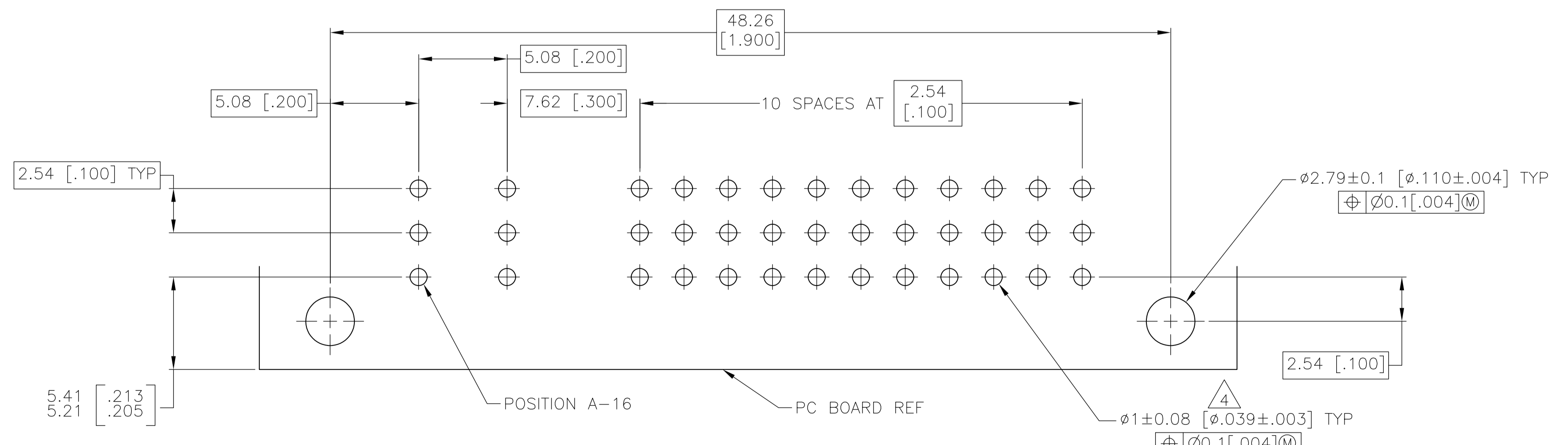
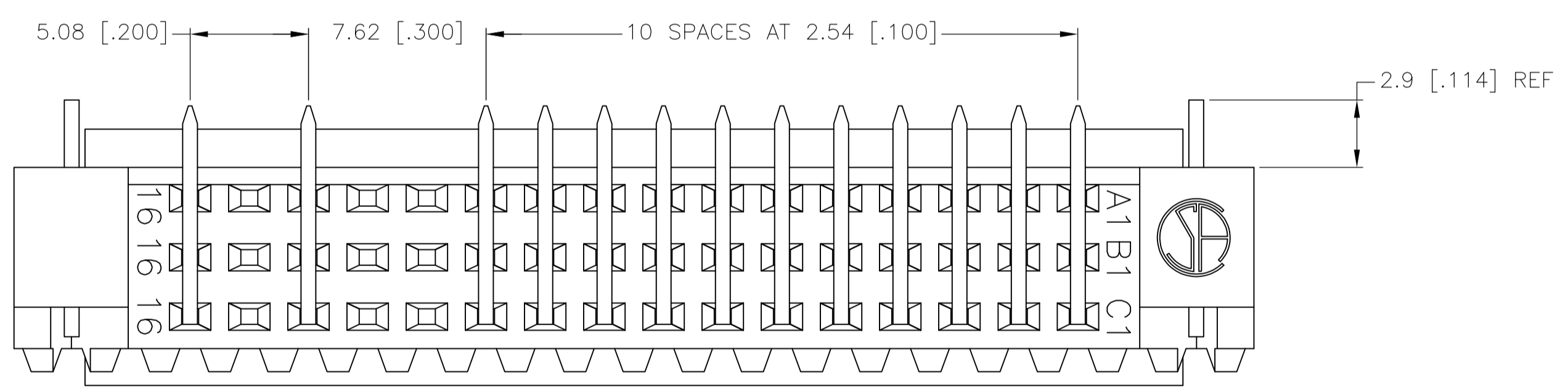
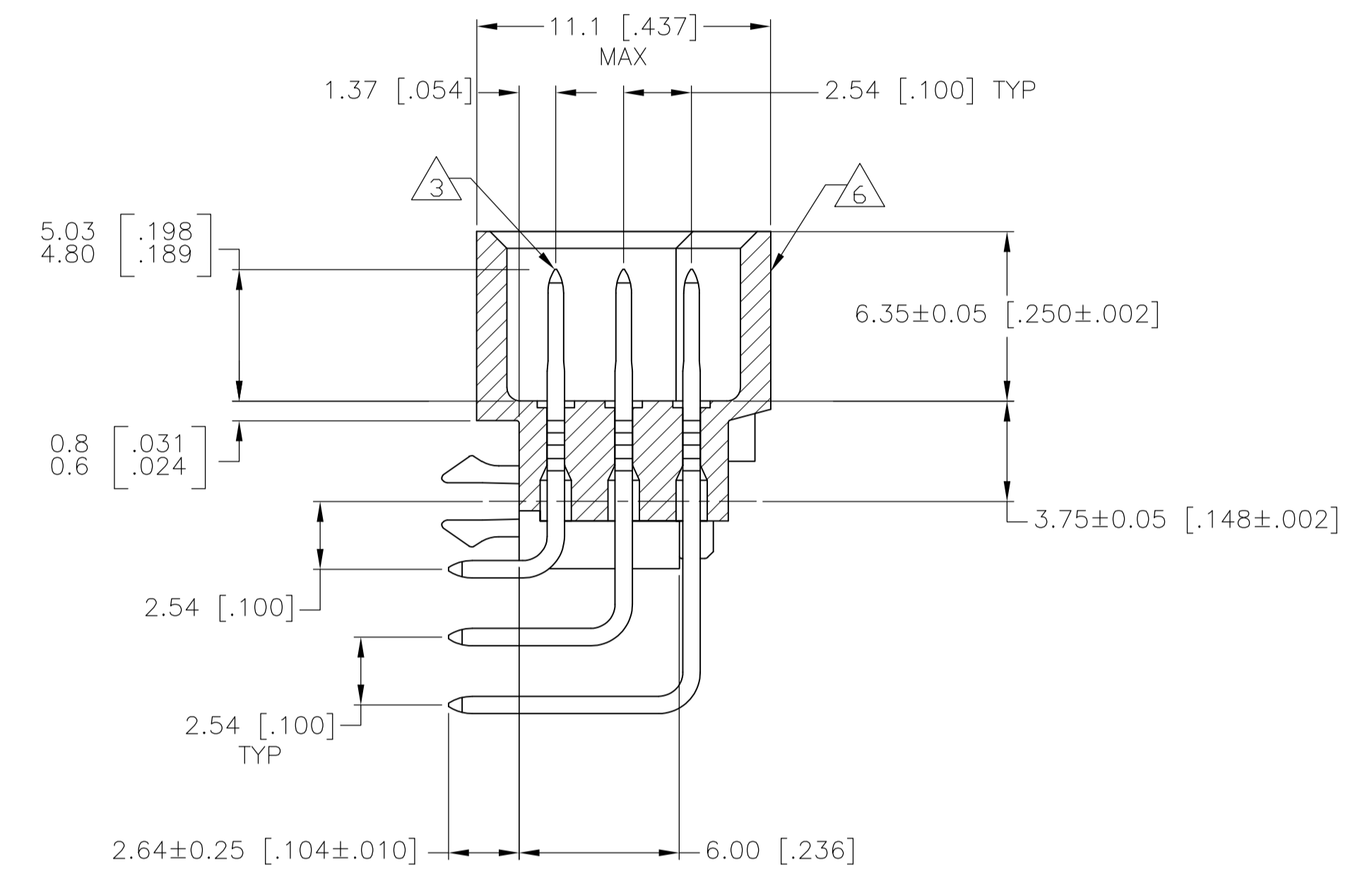
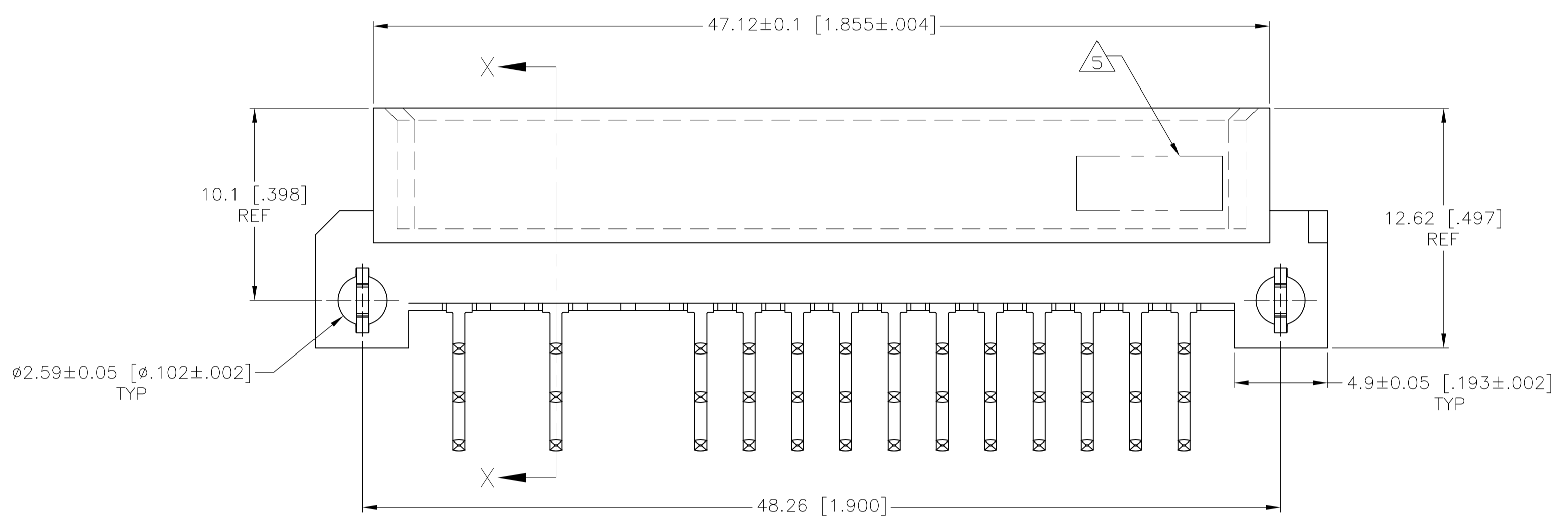


- 1 HOUSING MATERIAL: GLASS-FILLED POLYMER.
- 2 POST MATERIAL: COPPER ALLOY.
- 3 POST FINISH: DIN 41612 CLASS 2 IN CONTACT AREA. TIN PLATE ON POSTS.
- 4 RECOMMENDED HOLE SIZE FOR MANUAL APPLICATION OF CONNECTOR ONTO PC BOARD.
- 5 PART NUMBER, DATE CODE MARKED THIS APPROXIMATE AREA.
- 6 MARKING ON THIS SIDE.



PC BOARD LAYOUT
 RECOMMENDED PC BOARD THICKNESS 1.57 [.062]

1-11, 14, 16	C	13	5148655-5
1-11, 14, 16	B	13	
1-11, 14, 16	A	13	
POSITIONS LOADED	ROWS	NO OF LOADED POSN	PART NUMBER

THIS DRAWING IS A CONTROLLED DOCUMENT. DIM J. POLIGNONE 05MAY05
 CJK A. SHARPE 12MAR03
 APVD A. SHARPE 12MAR03
 NAME ASSEMBLY, PIN, EUROCARD, TYPE 1/2C, 39/48 POSITION, .104 SOLDER POST, WITH BOARD-LOCKS, SELECT LOAD
 DIMENSIONS: mm [INCHES] TOLERANCES UNLESS OTHERWISE SPECIFIED:
 0. PLC ± -
 1. PLC ± -
 2. PLC ± 0.13[.005]
 3. PLC ± -
 4. PLC ± -
 ANGLES ± -
 MATERIAL 1 2 3 FINISH 3
 WEIGHT - SIZE A1 00779 DRAWING NO. 5148655 RESTRICTED TO
 CUSTOMER DRAWING SCALE 5:1 SHEET 1 OF 1 REV 01