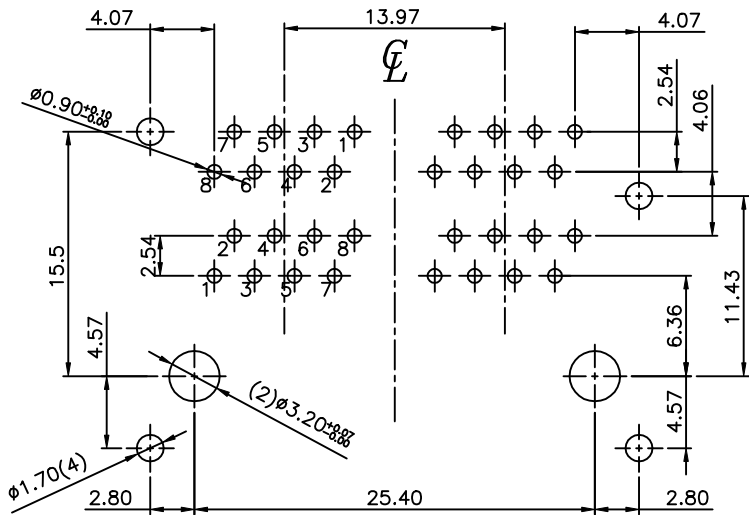
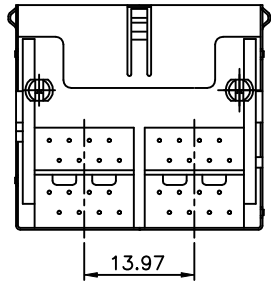
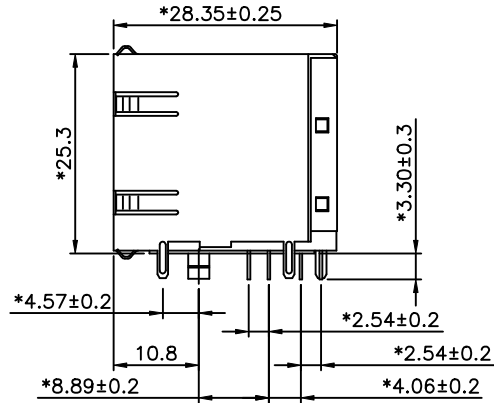
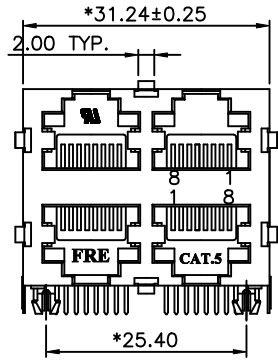


REVISION RECORD				
REV	ECO	DESCRIPTION	DRFT	CHKD



T=1.60mm
PC Board Layout
Component Side Shown

NOTES:

ELECTRICAL:

- VOLTAGE RATING : 125 VAC RMS.
- CURRENT RATING : 1.5 AMP.
- CONTACT RESISTANCE : 50 MILLIOHMS MAX.
- INSULATION RESISTANCE: 1000 MEGOHMS MIN @ 500 VDC.
- DIELECTRIC STRENGTH : 1000 VAC RMS 60HZ, 1MIN.
- CATEGORY 5 CHARACTERISTIC:

Frequency	Near-End Cross Talk dB, MIN.	Return Loss dB, MIN.	Attenuation dB, MAX.
1.0 MHZ	65	23	0.1
4.0 MHZ	65	23	0.1
8.0 MHZ	62	23	0.1
10.0 MHZ	60	23	0.1
16.0 MHZ	56	23	0.2
20.0 MHZ	54	23	0.2
25.0 MHZ	52	14	0.2
31.25 MHZ	50	14	0.2
62.5 MHZ	44	14	0.3
100.0 MHZ	40	14	0.4

MECHANICAL:

- HOUSING MATERIAL : FR52 UL94V-0.
- CONTACT MATERIAL : PHOSPHOR BRONZE t=0.35mm.C5210EH.
- PLATING : GOLD PLATING OVER NICKEL.
- SHIELD PLATING : NICKEL PLATING OVER BRASS
- OPERATING LIFE : 750 CYCLES MIN.
- PCB RETENTION PRE-SOLDER : 1 LB MIN.
- PCB RETENTION POST-SOLDER: 10 LBS MIN.

ENVIRONMENTAL:

- STORAGE : -40°C TO +85°C.
- OPERATION: 0°C TO +70°C.
- WAVE SOLDERING TEMPERATURE: 250°C~265°C (5~10 SECONDS).

MATES WITH MODULAR PLUG CONFORMING TO FCC PART 68, SUBPART F.

PART NUMBER: E6588-XXP12X-L

A- W/ "FRE" LOGO
G- W/O "FRE" LOGO

Gold Thickness:
1- 3u" 2- 6u" 3-15u"
4-30u" 5-50u"

2-W/O TAB
5-W/ TOP & SIDE & BOTTOM TABS

MM (INCH)		DFTO YICAN	DATE 04/25/05
TOLERANCES EXCEPT AS NOTED		CHKD <i>mm</i>	DATE 2005/07/13
MM		MFO	DATE
.0 ±0.2	±	APPL/Lus/mw	DATE 2005/07/13
.00 ±0.15	±	MATERIAL :	
.000 ±0.075	±	QT'Y :	
ANGLES ± 0.5		FINISH :	
THIRD ANGLE PROJECTION		SCALE : 1.5 : 1	

FULL RISE ELECTRONIC CO., LTD

TITLE CAT.5 W/O GROUNDING STACKED GANGED JACK, 2X2

DRAWING NO. GE653A28-LA SIZE A3 REV 0

/PART NO. SEE NOTE DO NOT SCALE DRAWING SHEET 1 OF 1