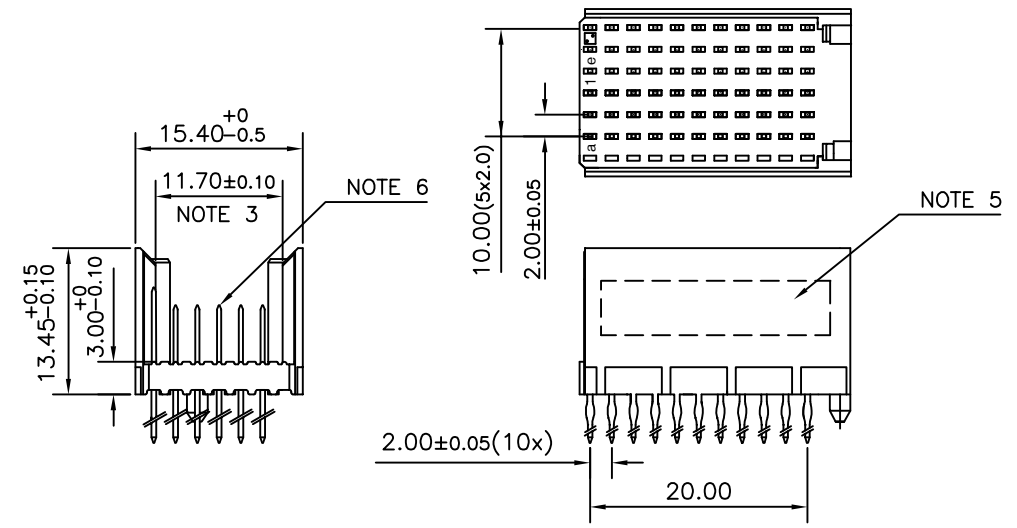


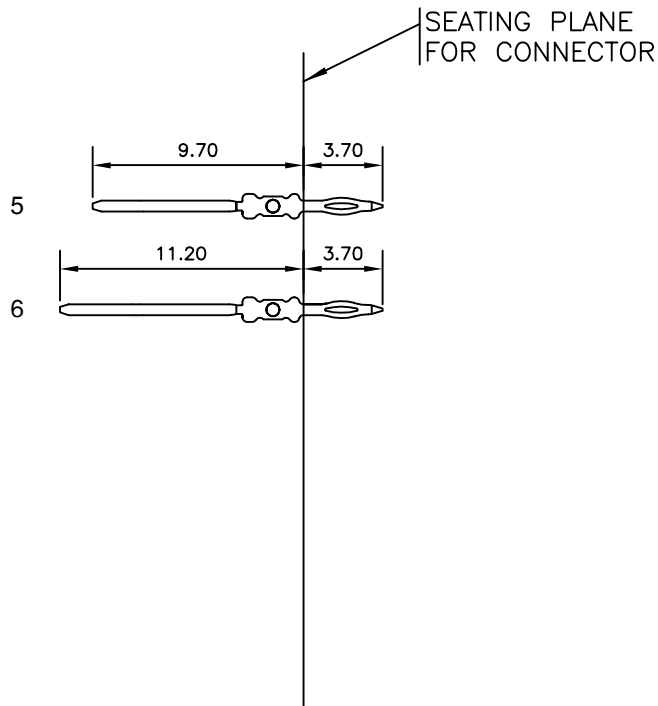
LOADING PATTERN MATING SIDE

f	6	6	6	6	6	6	6	6	6	6
e	5	5	5	5	6	5	5	5	5	5
d	5	5	5	5	6	5	5	5	5	5
c	5	5	5	5	6	5	5	5	5	5
b	5	5	5	5	6	5	5	5	5	5
a	5	5	5	5	6	5	5	5	5	5
z	0	0	0	0	0	0	0	0	0	0
POS	0	1	0	5	1	0				

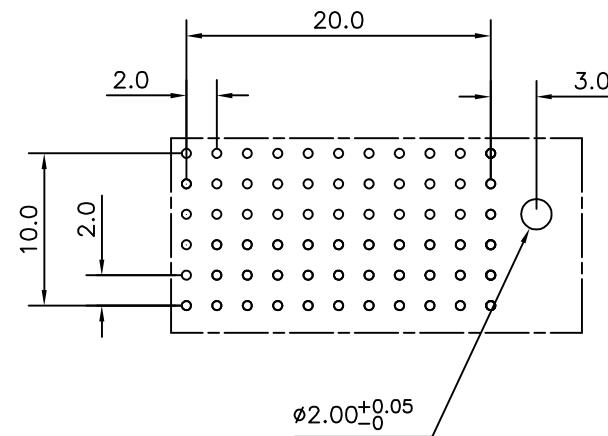
LOADED CONNECTOR ASSEMBLY  
(FOR EXAMPLE)



CONTACT OVERVIEW



LAY-OUT P.C.B.-HOLE



HM2PN3PDG3P9 LEAD FREE INDICATOR : LF = LEAD FREE (DIGIT 15 & 16)  
PLATING CODE (DIGIT 13 AND 14) (REF DRW NO. BS,C , 201844 , 003)

NOTES

- THIS PRODUCT IS CSA APPROVED.
- THIS PRODUCT IS UL RECOGNIZED.
- MEASURED AT THE BOTTOM.
- MATERIAL CONTACT: PHOSPHORBRONZE  
HOUSING: CREAM WHITE GLASS FILLED POLYESTER UL-94V0
- CONNECTOR PRINTED WITH P/N AND DATE CODE.
- FOR ACTUAL CONTACT LOADINGS, SEE LOADING PATTERN MATING SIDE.
- SHAPE OF CONNECTOR HOUSING CAN ALTER DEPENDING ON PRODUCTION LOCATION
- THIS PRODUCT (LF) MEETS EUROPEAN UNION DIRECTIVES AND OTHER COUNTRY REGULATIONS AS DESCRIBED IN GS-22-008
- FOR RECOMMENDED PTH DIMENSIONS REFER DRAWING : BS, A , 201572 , 001

PART NO: HM2PN3PDG3P9----

mat'l. code SEE NOTE 4				surface ISO 1302 <input checked="" type="checkbox"/> ISO 406 ISO 1101		tolerance ISO 406 ISO 1101		projection 		product family MILLIPACS	
ltr ecn no dr date				tolerances unless otherwise specified		angles linear		MM		title MPACS 5+2R STR HDR PF CONN TYPE C (WIDTH = 15.4 MAX)	
A 107-0121 MINI 2007-09-19						0°±1°		scale -		dwg no sheet 1 of 1 size 5	
				dr MINI K VANDANATH 2007-09-19						BS, C ,203028,786 A3	
				enr BIJU K PAUL 2007-09-19						type Product Customer Drawing	
				chr BIJU K PAUL 2007-09-19							
				appd BIJU K PAUL 2007-09-19							
sheet index		revision sheet		A 1							