PRODUCT NUMBER
89075-XYY OR 89075-XYYY
89075-XYYLF OR 89075-XYYYLF

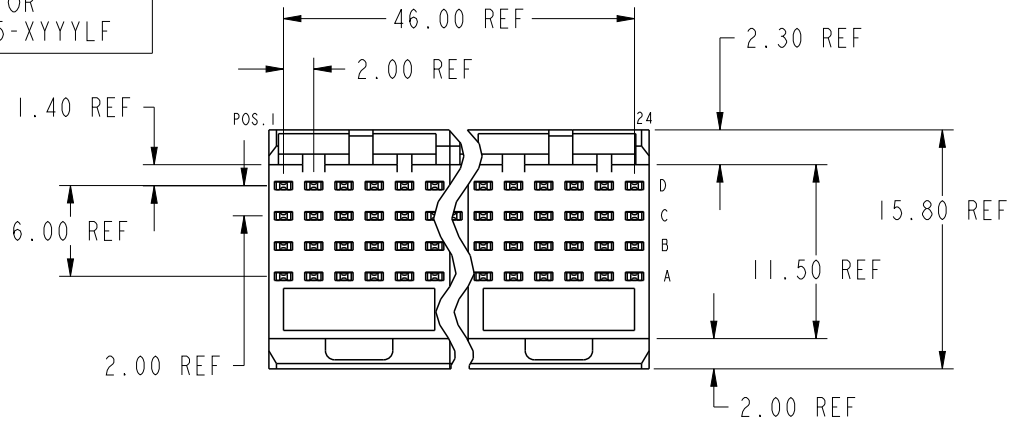

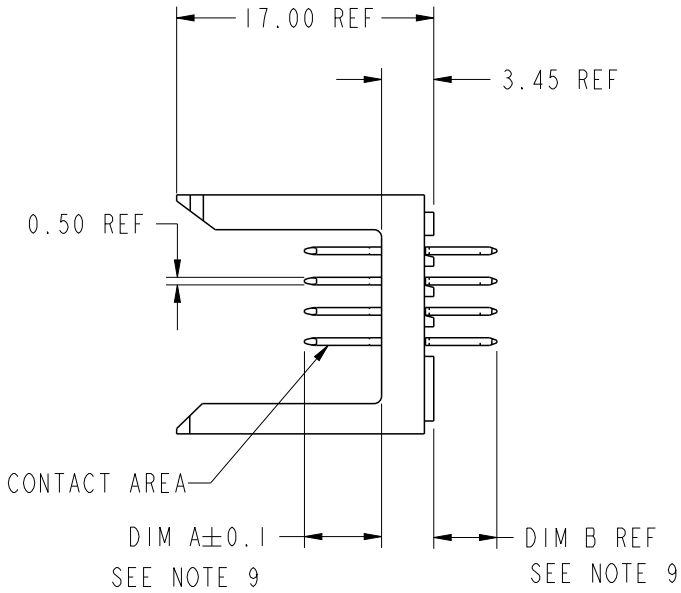

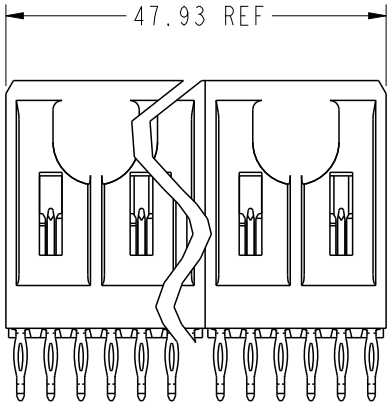

rev	ecn	drw	date
CB	V06-0573	DCH	2006-06-14
CC	DG07-0487	Cenh	12/05/07
CD	DG09-0256	TER	2009-08-19
CE	ELX-DG-010531-1	ANDY	2012-03-08
-	-	-	-
BY	V05-0603	TAB	07/06/05
CA	V05-1030	LP	11/21/05

spec ref	*		
tolerance std ASME Y14.5	TOLERANCES UNLESS OTHERWISE SPECIFIED		
surface 3.200	linear	0.X	±0.3
		0.XX	±0.13
		0.XXX	±0.051
ASME Y14.5	angular	0°	±2°

dr	Terran Huang	2010/07/08
eng	Andy Lu	2012/03/08
chr	Thian-Zhao Lin	2012/03/12
appr	Pei-Ming Zheng	2012/03/12

projection

mm

product family METRAL

size A4

scale 2:1

ecn no ELX-DG-010531-1

rel level **Released**

FCI

www.fci.com

title METRAL SIGNAL HEADER
4 MOD, 4 ROW PRESS-FIT

dwg no 89075

rev **CE**

cat. no. -

Product - Customer Drw

sheet 1 of 15

Copyright FCI.

Pro/E File - REV C - 2009-06-09

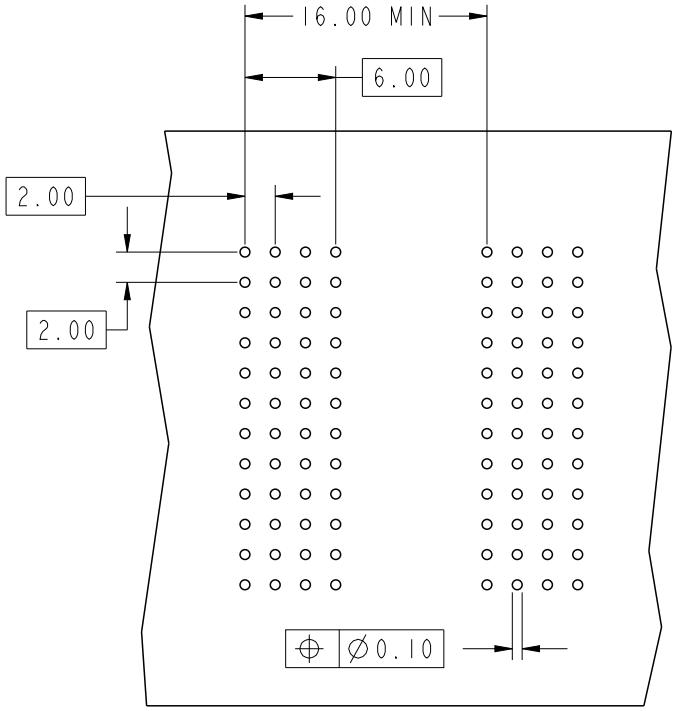

REQUIRED PC BOARD LAYOUT
COMPONENT SIDE

SEE PRINT 58351 FOR
ADDITIONAL PCB INFORMATION

KEY		
CODE	DIMENSIONS	
	DIM "A" MATE	DIM "B" TAIL
1	5.00	4.30
2	5.75	4.30
3	6.50	4.30
4	7.25	4.30
5	5.00	13.60
6	5.75	13.60
7	6.50	13.60
8	7.25	13.60
10	5.75	17.00
11	6.50	17.00
12	7.25	17.00
13	8.25	4.30
14	8.25	13.60
19	8.00	4.30
22	5.00	12.10

spec ref	*			dr	Terran Huang	2010/07/08	projection	mm
tolerance std ASME Y14.5	TOLERANCES UNLESS OTHERWISE SPECIFIED			eng	Andy Lu	2012/03/08		
				chr	Thian-Zhao Lin	2012/03/12		
				appr	Pei-Ming Zheng	2012/03/12	product family	METRAL
surface 3.200	linear	0.X	±0.3	FCI	title	METRAL SIGNAL HEADER	dwg no	89075
		0.XX	±0.13			4 MOD, 4 ROW PRESS-FIT		
		0.XXX	±0.051					
ASME Y14.5	angular	0°	±2°	www.fci.com	cat. no.	-	Product - Customer Drw	sheet 2 of 15

size	A4
scale	2:1
ecn no	ELX-DG-010531-1
rel level	Released
rev	CE

Pro/E File - REV C - 2009-06-09

Copyright FCI.

METRAL P/N	ROW	CONTACT CODE MOD. 1						MOD. 2						MOD. 3						MOD. 4					
		1	2	3	4	5	6	7	8	9	10	11	12	13	14	15	16	17	18	19	20	21	22	23	24
89075-X01	D	11	11	11	11	11	11	11	11	11	11	11	11	3	3	3	3	3	3	3	3	3	3	3	3
SEE NOTE 11 LEAD FREE OPTION	C	11	11	11	11	11	11	11	11	11	11	11	11	3	3	3	3	3	3	3	3	3	3	3	3
	B	11	11	11	11	11	11	11	11	11	11	11	11	3	3	3	3	3	3	3	3	3	3	3	3
	A	11	11	11	11	11	11	11	11	11	11	11	11	3	3	3	3	3	3	3	3	3	3	3	3

METRAL P/N	ROW	CONTACT CODE MOD. 1						MOD. 2						MOD. 3						MOD. 4					
		1	2	3	4	5	6	7	8	9	10	11	12	13	14	15	16	17	18	19	20	21	22	23	24
89075-X02	D	5	5	5	5	5	5	5	5	5	5	5	11	5	5	5	5	5	5	5	5	5	5	5	5
SEE NOTE 11 LEAD FREE OPTION	C	5	5	5	5	5	5	5	5	5	5	5	11	5	5	5	5	5	5	5	5	5	5	5	5
	B	5	5	5	5	5	5	5	5	5	5	5	11	5	5	5	5	5	5	5	5	5	5	5	5
	A	5	5	5	5	5	5	5	5	5	5	5	11	5	5	5	5	5	5	5	5	5	5	5	5

METRAL P/N	ROW	CONTACT CODE MOD. 1						MOD. 2						MOD. 3						MOD. 4					
		1	2	3	4	5	6	7	8	9	10	11	12	13	14	15	16	17	18	19	20	21	22	23	24
89075-X03	D	6	6	5	6	6	5	6	6	5	6	6	5	11	11	5	5	5	5	5	5	5	5	5	5
SEE NOTE 11 LEAD FREE OPTION	C	6	6	5	6	6	5	6	6	5	6	6	5	11	11	5	5	5	5	5	5	5	5	5	5
	B	6	6	5	6	6	5	6	6	5	6	6	5	11	11	5	5	5	5	5	5	5	5	5	5
	A	6	6	5	6	6	5	6	6	5	6	6	5	11	11	5	5	5	5	5	5	5	5	5	5

METRAL P/N	ROW	CONTACT CODE MOD. 1						MOD. 2						MOD. 3						MOD. 4					
		1	2	3	4	5	6	7	8	9	10	11	12	13	14	15	16	17	18	19	20	21	22	23	24
89075-X04	D	6	6	6	6	6	6	3	2	2	2	2	3	2	2	2	2	2	2	2	2	2	3	3	3
SEE NOTE 11 LEAD FREE OPTION	C	6	6	6	6	6	6	3	2	2	2	2	3	2	2	2	2	2	2	2	2	2	3	3	3
	B	6	6	6	6	6	6	3	2	2	2	2	3	2	2	2	2	2	2	2	2	2	3	3	3
	A	6	6	6	6	6	6	3	2	2	2	2	3	2	2	2	2	2	2	2	2	2	3	3	3

METRAL P/N	ROW	CONTACT CODE MOD. 1						MOD. 2						MOD. 3						MOD. 4					
		1	2	3	4	5	6	7	8	9	10	11	12	13	14	15	16	17	18	19	20	21	22	23	24
89075-X05	D	3	2	2	2	2	2	2	2	2	2	2	2	2	2	2	2	2	2	2	2	2	2	2	2
SEE NOTE 11 LEAD FREE OPTION	C	3	2	2	2	2	2	2	2	2	2	2	2	2	2	2	2	2	2	2	2	2	2	2	2
	B	3	2	2	2	2	2	2	2	2	2	2	2	2	2	2	2	2	2	2	2	2	2	2	2
	A	3	2	2	2	2	2	2	2	2	2	2	2	2	2	2	2	2	2	2	2	2	2	2	2

METRAL P/N	ROW	CONTACT CODE MOD. 1						MOD. 2						MOD. 3						MOD. 4					
		1	2	3	4	5	6	7	8	9	10	11	12	13	14	15	16	17	18	19	20	21	22	23	24
89075-X06	D	2	2	2	2	2	2	2	2	2	2	2	2	2	2	2	2	2	2	2	2	2	2	2	3
SEE NOTE 11 LEAD FREE OPTION	C	2	2	2	2	2	2	2	2	2	2	2	2	2	2	2	2	2	2	2	2	2	2	2	3
	B	2	2	2	2	2	2	2	2	2	2	2	2	2	2	2	2	2	2	2	2	2	2	2	3
	A	2	2	2	2	2	2	2	2	2	2	2	2	2	2	2	2	2	2	2	2	2	2	2	3

METRAL P/N	ROW	CONTACT CODE MOD. 1						MOD. 2						MOD. 3						MOD. 4					
		1	2	3	4	5	6	7	8	9	10	11	12	13	14	15	16	17	18	19	20	21	22	23	24
89075-X07	D	1	1	1	1	1	1	1	1	1	1	1	1	1	1	1	1	1	1	1	1	1	1	1	3
SEE NOTE 11 LEAD FREE OPTION	C	1	1	1	1	1	1	1	1	1	1	1	1	1	1	1	1	1	1	1	1	1	1	1	3
	B	1	1	1	1	1	1	1	1	1	1	1	1	1	1	1	1	1	1	1	1	1	1	1	3
	A	1	1	1	1	1	1	1	1	1	1	1	1	1	1	1	1	1	1	1	1	1	1	1	3

METRAL P/N	ROW	CONTACT CODE MOD. 1						MOD. 2						MOD. 3						MOD. 4					
		1	2	3	4	5	6	7	8	9	10	11	12	13	14	15	16	17	18	19	20	21	22	23	24
89075-X08	D	1	1	1	1	1	1	1	1	1	1	1	1	1	2	2	2	2	2	1	1	1	1	1	3
SEE NOTE 11 LEAD FREE OPTION	C	1	1	1	1	1	1	1	1	1	1	1	1	1	2	2	2	2	2	1	1	1	1	1	3
	B	1	1	1	1	1	1	1	1	1	1	1	2	1	2	2	2	2	2	1	1	1	1	1	3
	A	1	1	1	1	1	1	1	1	1	1	1	1	1	2	2	2	2	2	1	1	1	1	1	3

METRAL P/N	ROW	CONTACT CODE MOD. 1						MOD. 2						MOD. 3						MOD. 4					
		1	2	3	4	5	6	7	8	9	10	11	12	13	14	15	16	17	18	19	20	21	22	23	24
89075-X09	D	1	1	3	1	1	1	1	1	1	1	1	1	1	1	1	1	1	1	1	1	1	1	3	1
SEE NOTE 11 LEAD FREE OPTION	C	1	1	3	1	1	1	1	1	1	1	1	1	1	1	1	1	1	1	1	1	1	1	3	1
	B	1	1	3	1	1	1	1	1	1	1	1	1	1	1	1	1	1	1	1	1	1	1	3	1
	A	1	1	3	1	1	1	1	1	1	1	1	1	1	1	1	1	1	1	1	1	1	1	3	1

METRAL P/N	ROW	CONTACT CODE MOD. 1						MOD. 2						MOD. 3						MOD. 4					
		1	2	3	4	5	6	7	8	9	10	11	12	13	14	15	16	17	18	19	20	21	22	23	24
89075-X10	D	1	1	3	1	1	1	2	2	1	2	2	2	1	1	1	3	1	1	3	3	3	3	3	3
SEE NOTE 11 LEAD FREE OPTION	C	1	1	3	1	1	1	2	2	1	2	1	2	1	1	1	3	1	1	3	3	3	3	3	3
	B	1	1	3	1	1	1	2	2	1	2	2	2	1	1	1	3	1	1	3	3	3	3	3	3
	A	1	1	3	1	1	1	2	2	1	2	2	2	1	1	1	3	1	1	3	3	3	3	3	3

spec ref	*	dr	Terran Huang	2010/07/08	projection
tolerance std ASME Y14.5	TOLERANCES UNLESS OTHERWISE SPECIFIED	eng	Andy Lu	2012/03/08	mm
		chr	Thian-Zhao Lin	2012/03/12	
		appr	Pei-Ming Zheng	2012/03/12	product family METRAL

size	scale
A4	2:1
ecn no	ELX-DG-010531-1
rel level	Released

surface 3.200	linear	0.X ±0.3
		0.XX ±0.13
		0.XXX ±0.051
ASME Y14.5	angular	0° ±2°

www.fci.com

title: METRAL SIGNAL HEADER
4 MOD, 4 ROW PRESS-FIT

dwg no: 89075

rev: CE

cat. no. - Product - Customer Drw

sheet 3 of 15

Copyright FCI.

Pro/E File - REV C - 2009-06-09

METRAL P/N	ROW	CONTACT CODE MOD. 1						MOD. 2						MOD. 3						MOD. 4					
		1	2	3	4	5	6	7	8	9	10	11	12	13	14	15	16	17	18	19	20	21	22	23	24
89075-X11	D	22	22	22	22	22	22	22	22	22	22	22	22	22	22	22	22	22	22	22	22	22	22	22	22
SEE NOTE 11 LEAD FREE OPTION	C	22	22	22	22	22	22	22	22	22	22	22	22	22	22	22	22	22	22	22	22	22	22	22	22
	B	22	22	22	22	22	22	22	22	22	22	22	22	22	22	22	22	22	22	22	22	22	22	22	22
	A	22	22	22	22	22	22	22	22	22	22	22	22	22	22	22	22	22	22	22	22	22	22	22	22

METRAL P/N	ROW	CONTACT CODE MOD. 1						MOD. 2						MOD. 3						MOD. 4					
		1	2	3	4	5	6	7	8	9	10	11	12	13	14	15	16	17	18	19	20	21	22	23	24
89075-X12	D	3	1	1	1	1	1	1	1	1	3	1	1	1	1	1	1	1	1	1	1	1	1	1	1
SEE NOTE 11 LEAD FREE OPTION	C	3	1	1	1	1	1	1	1	1	3	1	1	1	1	1	1	1	1	1	1	1	1	1	1
	B	3	1	1	1	1	1	1	1	1	3	1	1	1	1	1	1	1	1	1	1	1	1	1	1
	A	3	1	1	1	1	1	1	1	1	3	1	1	1	1	1	1	1	1	1	1	1	1	1	1

METRAL P/N	ROW	CONTACT CODE MOD. 1						MOD. 2						MOD. 3						MOD. 4					
		1	2	3	4	5	6	7	8	9	10	11	12	13	14	15	16	17	18	19	20	21	22	23	24
89075-X13	D	3	3	2	2	1	1	1	1	1	3	3	2	3	3	1	1	1	1	1	1	1	1	1	3
SEE NOTE 11 LEAD FREE OPTION	C	3	3	2	2	1	1	1	1	1	3	3	2	3	3	1	1	1	1	1	1	1	1	1	3
	B	3	3	2	2	1	1	1	1	1	3	3	2	3	3	1	1	1	1	1	1	1	1	1	3
	A	3	3	2	2	1	1	1	1	1	3	3	2	3	3	1	1	1	1	1	1	1	1	1	3

METRAL P/N	ROW	CONTACT CODE MOD. 1						MOD. 2						MOD. 3						MOD. 4					
		1	2	3	4	5	6	7	8	9	10	11	12	13	14	15	16	17	18	19	20	21	22	23	24
89075-X14	D	19	3	4	4	3	3	2	2	2	2	2	2	2	2	2	2	2	2	2	2	2	2	2	2
SEE NOTE 11 LEAD FREE OPTION	C	19	3	4	4	3	3	2	2	2	2	2	2	2	2	2	2	2	2	2	2	2	2	2	2
	B	19	3	4	4	3	3	2	2	2	2	2	2	2	2	2	2	2	2	2	2	2	2	2	2
	A	19	3	4	4	3	3	2	2	2	2	2	2	2	2	2	2	2	2	2	2	2	2	2	2

METRAL P/N	ROW	CONTACT CODE MOD. 1						MOD. 2						MOD. 3						MOD. 4					
		1	2	3	4	5	6	7	8	9	10	11	12	13	14	15	16	17	18	19	20	21	22	23	24
89075-X15	D	2	2	2	2	2	2	2	2	2	2	2	2	2	2	2	2	2	2	2	2	2	1	2	19
SEE NOTE 11 LEAD FREE OPTION	C	2	2	2	2	2	2	2	2	2	2	2	2	1	2	2	2	2	2	2	2	2	2	2	19
	B	2	2	2	2	2	2	2	2	2	2	2	2	2	2	2	2	2	2	2	2	2	2	2	19
	A	2	2	2	2	2	2	2	2	2	2	2	2	2	2	2	2	2	2	2	2	2	2	2	19

METRAL P/N	ROW	CONTACT CODE MOD. 1						MOD. 2						MOD. 3						MOD. 4					
		1	2	3	4	5	6	7	8	9	10	11	12	13	14	15	16	17	18	19	20	21	22	23	24
89075-X16	D	2	2	2	2	2	2	2	2	2	2	2	2	2	4	2	4	2	2	2	2	2	2	2	2
SEE NOTE 11 LEAD FREE OPTION	C	2	2	2	2	2	2	2	2	2	2	2	2	2	2	2	2	2	2	2	2	2	2	2	2
	B	2	2	2	2	2	2	2	2	2	2	2	2	2	1	1	2	2	2	2	2	2	2	2	2
	A	2	2	2	2	2	2	2	2	2	2	2	2	2	2	2	2	2	2	2	2	2	2	2	2

METRAL P/N	ROW	CONTACT CODE MOD. 1						MOD. 2						MOD. 3						MOD. 4					
		1	2	3	4	5	6	7	8	9	10	11	12	13	14	15	16	17	18	19	20	21	22	23	24
89075-X17	D	7	7	7	7	7	7	7	7	7	7	7	7	8	8	8	8	8	8	8	8	8	8	8	8
SEE NOTE 11 LEAD FREE OPTION	C	7	7	7	7	7	7	7	7	7	7	7	7	8	8	8	8	8	8	8	8	8	8	8	8
	B	7	7	7	7	7	7	7	7	7	7	7	7	8	8	8	8	8	8	8	8	8	8	8	8
	A	7	7	7	7	7	7	7	7	7	7	7	7	8	8	8	8	8	8	8	8	8	8	8	8

METRAL P/N	ROW	CONTACT CODE MOD. 1						MOD. 2						MOD. 3						MOD. 4					
		1	2	3	4	5	6	7	8	9	10	11	12	13	14	15	16	17	18	19	20	21	22	23	24
89075-X18	D	4	3	4	2	2	3	3	3	3	3	3	3	3	3	3	3	3	3	3	2	2	3	3	3
SEE NOTE 11 LEAD FREE OPTION	C	4	3	4	2	2	3	3	3	3	3	3	3	3	3	3	3	3	3	3	2	2	3	3	3
	B	4	3	4	2	2	3	3	3	3	3	3	3	3	3	3	3	3	3	3	2	2	3	3	3
	A	4	3	4	1	4	3	3	3	3	3	3	3	3	3	3	3	3	3	3	2	2	3	3	3

METRAL P/N	ROW	CONTACT CODE MOD. 1						MOD. 2						MOD. 3						MOD. 4					
		1	2	3	4	5	6	7	8	9	10	11	12	13	14	15	16	17	18	19	20	21	22	23	24
89075-X19	D	4	3	4	2	2	2	3	3	3	3	3	3	3	3	3	3	3	3	4	4	4	4	4	4
SEE NOTE 11 LEAD FREE OPTION	C	4	3	4	2	2	2	3	3	3	3	3	3	3	3	3	3	3	3	4	4	4	4	4	4
	B	4	3	4	2	2	2	3	3	3	3	3	3	3	3	3	3	3	3	4	4	4	4	4	4
	A	4	3	4	2	2	2	3	3	3	3	3	3	3	3	3	3	3	3	4	4	4	4	4	4

METRAL P/N	ROW	CONTACT CODE MOD. 1						MOD. 2						MOD. 3						MOD. 4					
		1	2	3	4	5	6	7	8	9	10	11	12	13	14	15	16	17	18	19	20	21	22	23	24
89075-X20	D	4	3	4	2	2	3	3	3	3	3	3	3	3	2	2	3	3	3	3	3	3	3	3	3
SEE NOTE 11 LEAD FREE OPTION	C	4	3	4	2	2	3	3	3	3	3	3	3	3	2	2	3	3	3	3	3	3	3	3	3
	B	4	3	4	2	2	3	3	3	3	3	3	3	3	2	2	3	3	3	3	3	3	3	3	3
	A	4	3	4	1	4	3	3	3	3	3	3	3	3	2	2	3	3	3	3	3	3	3	3	3

spec ref	*	dr	Terran Huang	2010/07/08	projection	mm	size A4 / scale 2:1
tolerance std ASME Y14.5	TOLERANCES UNLESS OTHERWISE SPECIFIED	eng	Andy Lu	2012/03/08			ecn no ELX-DG-010531-1
		chr	Thian-Zhao Lin	2012/03/12			
		appr	Pei-Ming Zheng	2012/03/12	product family	METRAL	rel level Released
surface 3.200	linear	0.X	±0.3		title	METRAL SIGNAL HEADER	dwg no 89075 / rev CE
		0.XX	±0.13			4 MOD, 4 ROW PRESS-FIT	
		0.XXX	±0.051				
ASME Y14.5	angular	0°	±2°	www.fci.com	cat. no. -	Product - Customer Drw	sheet 4 of 15

Copyright FCI.

Pro/E File - REV C - 2009-06-09

METRAL P/N	ROW	CONTACT CODE MOD. 1						MOD. 2						MOD. 3						MOD. 4					
		1	2	3	4	5	6	7	8	9	10	11	12	13	14	15	16	17	18	19	20	21	22	23	24
89075-X21	D	3	3	2	2	2	2	2	2	2	4	4	4	4	4	4	4	4	4	4	4	4	3	3	3
SEE NOTE 11 LEAD FREE OPTION	C	3	3	2	2	2	2	2	2	2	4	4	4	4	4	4	4	4	4	4	4	4	3	3	3
	B	3	3	2	2	2	2	2	2	2	4	4	4	4	4	4	4	4	4	4	4	4	3	3	3
	A	3	3	2	2	2	2	2	2	2	4	4	4	4	4	4	4	4	4	4	4	4	3	3	3

METRAL P/N	ROW	CONTACT CODE MOD. 1						MOD. 2						MOD. 3						MOD. 4					
		1	2	3	4	5	6	7	8	9	10	11	12	13	14	15	16	17	18	19	20	21	22	23	24
89075-X22	D	3	3	3	3	3	3	3	3	3	3	3	3	4	4	4	4	4	4	4	4	4	4	4	4
SEE NOTE 11 LEAD FREE OPTION	C	3	3	3	3	3	3	3	3	3	3	3	3	4	4	4	4	4	4	4	4	4	4	4	4
	B	3	3	3	3	3	3	3	3	3	3	3	3	4	4	4	4	4	4	4	4	4	4	4	4
	A	3	3	3	3	3	3	3	3	3	3	3	3	4	4	4	4	4	4	4	4	4	4	4	4

METRAL P/N	ROW	CONTACT CODE MOD. 1						MOD. 2						MOD. 3						MOD. 4					
		1	2	3	4	5	6	7	8	9	10	11	12	13	14	15	16	17	18	19	20	21	22	23	24
89075-X23	D	1	1	1	3	3	3	3	1	1	1	1	1	2	2	2	2	2	2	2	2	2	2	2	2
SEE NOTE 11 LEAD FREE OPTION	C	1	1	1	3	3	3	3	1	1	1	1	1	2	2	2	2	2	2	2	2	2	2	2	2
	B	1	1	1	3	3	3	3	1	1	1	1	1	2	2	2	2	2	2	2	2	2	2	2	2
	A	1	1	1	3	3	3	3	1	1	1	1	1	2	2	2	2	2	2	2	2	2	2	2	2

METRAL P/N	ROW	CONTACT CODE MOD. 1						MOD. 2						MOD. 3						MOD. 4					
		1	2	3	4	5	6	7	8	9	10	11	12	13	14	15	16	17	18	19	20	21	22	23	24
89075-X24	D	2	2	3	2	3	2	3	2	1	1	2	2	2	2	1	1	1	1	1	1	1	1	1	2
SEE NOTE 11 LEAD FREE OPTION	C	2	2	3	2	3	2	3	2	1	1	2	2	2	2	1	1	1	1	1	1	1	1	1	2
	B	2	2	3	2	3	2	3	2	1	1	2	2	2	2	1	1	1	1	1	1	1	1	1	2
	A	2	2	3	2	3	2	3	2	1	1	2	2	2	2	1	1	1	1	1	1	1	1	1	2

METRAL P/N	ROW	CONTACT CODE MOD. 1						MOD. 2						MOD. 3						MOD. 4					
		1	2	3	4	5	6	7	8	9	10	11	12	13	14	15	16	17	18	19	20	21	22	23	24
89075-X25	D	2	2	2	1	1	3	1	1	1	1	1	1	1	1	2	2	2	2	2	1	1	3	2	2
SEE NOTE 11 LEAD FREE OPTION	C	2	2	2	1	1	3	1	1	1	1	1	1	1	1	2	2	2	2	2	1	1	3	2	2
	B	2	2	2	1	1	3	1	1	1	1	1	1	1	1	2	2	2	2	2	1	1	3	2	2
	A	2	2	2	1	1	3	1	1	1	1	1	1	1	1	2	2	2	2	2	1	1	3	2	2

METRAL P/N	ROW	CONTACT CODE MOD. 1						MOD. 2						MOD. 3						MOD. 4					
		1	2	3	4	5	6	7	8	9	10	11	12	13	14	15	16	17	18	19	20	21	22	23	24
89075-X26	D	2	2	3	2	2	2	2	1	1	2	2	2	2	2	2	2	2	2	2	2	2	2	2	2
SEE NOTE 11 LEAD FREE OPTION	C	2	2	3	2	2	2	2	1	1	2	2	2	2	2	2	2	2	2	2	2	2	2	2	2
	B	2	2	3	2	2	2	2	1	1	2	2	2	2	2	2	2	2	2	2	2	2	2	2	2
	A	2	2	3	2	2	2	2	1	1	2	2	2	2	2	2	2	2	2	2	2	2	2	2	2

METRAL P/N	ROW	CONTACT CODE MOD. 1						MOD. 2						MOD. 3						MOD. 4					
		1	2	3	4	5	6	7	8	9	10	11	12	13	14	15	16	17	18	19	20	21	22	23	24
89075-X27	D	2	2	1	1	1	1	1	1	1	1	1	2	2	2	2	2	2	2	2	2	3	2	2	2
SEE NOTE 11 LEAD FREE OPTION	C	2	2	1	1	1	1	1	1	1	1	1	2	2	2	2	2	2	2	2	2	3	2	2	2
	B	2	2	1	1	1	1	1	1	1	1	1	2	2	2	2	2	2	2	2	2	3	2	2	2
	A	2	2	1	1	1	1	1	1	1	1	1	2	2	2	2	2	2	2	2	2	3	2	2	2

METRAL P/N	ROW	CONTACT CODE MOD. 1						MOD. 2						MOD. 3						MOD. 4					
		1	2	3	4	5	6	7	8	9	10	11	12	13	14	15	16	17	18	19	20	21	22	23	24
89075-X28	D	2	2	2	2	2	2	2	2	2	2	2	2	2	2	2	2	2	2	2	2	1	2	2	2
SEE NOTE 11 LEAD FREE OPTION	C	2	2	2	2	2	2	2	2	2	2	2	2	2	2	2	2	2	2	2	2	1	2	2	2
	B	2	2	2	2	2	2	2	2	2	2	2	2	2	2	2	2	2	2	2	2	1	2	2	2
	A	2	2	2	2	2	2	2	2	2	2	2	2	2	2	2	2	2	2	2	2	1	2	2	2

METRAL P/N	ROW	CONTACT CODE MOD. 1						MOD. 2						MOD. 3						MOD. 4					
		1	2	3	4	5	6	7	8	9	10	11	12	13	14	15	16	17	18	19	20	21	22	23	24
89075-X29	D	2	2	2	2	2	2	3	2	2	2	2	2	2	2	2	1	2	2	2	2	3	3	2	3
SEE NOTE 11 LEAD FREE OPTION	C	2	2	2	2	2	2	3	2	2	2	2	2	2	2	2	1	2	2	2	2	3	3	2	3
	B	2	2	2	2	2	2	3	2	2	2	2	2	2	2	2	1	2	2	2	2	3	3	2	3
	A	2	2	2	2	2	2	3	2	2	2	2	2	2	2	2	1	2	2	2	2	3	3	2	3

METRAL P/N	ROW	CONTACT CODE MOD. 1						MOD. 2						MOD. 3						MOD. 4					
		1	2	3	4	5	6	7	8	9	10	11	12	13	14	15	16	17	18	19	20	21	22	23	24
89075-X30	D	3	-	-	-	3	3	3	3	3	3	3	3	3	3	3	3	3	3	-	3	3	3	3	3
SEE NOTE 11 LEAD FREE OPTION	C	3	3	3	3	3	3	3	3	3	3	3	3	3	3	3	3	3	3	-	3	3	3	3	3
	B	3	3	-	-	3	3	3	3	3	3	3	3	3	3	3	3	3	3	-	3	3	3	3	3
	A	3	3	3	3	3	-	3	4	4	4	4	4	3	4	3	3	3	3	-	3	3	3	3	3

spec ref	*	dr	Terran Huang	2010/07/08	projection	mm	size A4 / scale 2:1
tolerance std ASME Y14.5	TOLERANCES UNLESS OTHERWISE SPECIFIED	eng	Andy Lu	2012/03/08			
		chr	Thian-Zhao Lin	2012/03/12			ecn no ELX-DG-010531-1
		appr	Pei-Ming Zheng	2012/03/12	product family	METRAL	rel level Released
surface 3.200 linear	0.X ±0.3						
	0.XX ±0.13						
	0.XXX ±0.051						
ASME Y14.5	angular 0° ±2°	www.fci.com			title METRAL SIGNAL HEADER 4 MOD, 4 ROW PRESS-FIT	dwg no 89075	rev CE
					cat. no. -	Product - Customer Drw	sheet 5 of 15

Pro/E File - REV C - 2009-06-09

Copyright FCI.

METRAL P/N	ROW	CONTACT CODE MOD. 1						MOD. 2						MOD. 3						MOD. 4					
		1	2	3	4	5	6	7	8	9	10	11	12	13	14	15	16	17	18	19	20	21	22	23	24
89075-X31	D	4	3	4	2	2	4	3	3	3	3	3	3	3	3	3	3	3	3	3	3	3	3	3	3
SEE NOTE 11 LEAD FREE OPTION	C	4	3	4	2	2	2	3	3	3	3	3	3	3	3	3	3	3	3	3	3	3	3	3	3
	B	4	3	4	2	2	2	3	3	3	3	3	3	3	3	3	3	3	3	3	3	3	3	3	3
	A	4	3	4	2	2	2	3	3	3	3	3	3	3	3	3	3	3	3	3	3	3	3	3	3

METRAL P/N	ROW	CONTACT CODE MOD. 1						MOD. 2						MOD. 3						MOD. 4					
		1	2	3	4	5	6	7	8	9	10	11	12	13	14	15	16	17	18	19	20	21	22	23	24
89075-X32	D	2	2	2	2	2	2	2	2	2	2	2	2	2	2	2	2	2	2	2	1	2	2	2	2
SEE NOTE 11 LEAD FREE OPTION	C	2	2	2	2	2	2	2	2	2	2	2	2	2	2	2	2	2	2	2	1	2	2	2	2
	B	2	2	2	2	2	2	2	2	2	2	2	2	2	2	2	2	2	2	2	1	1	2	2	2
	A	2	2	2	2	2	2	2	2	2	2	2	2	2	2	2	2	2	2	2	1	1	2	2	2

METRAL P/N	ROW	CONTACT CODE MOD. 1						MOD. 2						MOD. 3						MOD. 4					
		1	2	3	4	5	6	7	8	9	10	11	12	13	14	15	16	17	18	19	20	21	22	23	24
89075-X33	D	2	2	2	2	2	2	2	2	2	2	2	2	2	2	2	2	2	2	2	2	2	2	2	1
SEE NOTE 11 LEAD FREE OPTION	C	2	2	2	2	2	2	2	2	2	2	2	2	2	2	2	2	2	2	2	2	2	2	2	2
	B	2	2	2	2	2	2	2	2	2	2	2	2	2	2	2	2	2	2	2	2	2	2	2	2
	A	2	2	2	2	2	2	2	2	2	2	2	2	2	2	2	2	2	2	2	2	2	2	2	2

METRAL P/N	ROW	CONTACT CODE MOD. 1						MOD. 2						MOD. 3						MOD. 4					
		1	2	3	4	5	6	7	8	9	10	11	12	13	14	15	16	17	18	19	20	21	22	23	24
89075-X34	D	2	2	2	2	2	2	2	2	2	2	2	2	2	2	2	1	2	2	2	2	2	2	2	1
SEE NOTE 11 LEAD FREE OPTION	C	2	2	2	2	2	2	2	2	2	2	2	2	2	2	2	2	1	2	2	2	2	2	2	2
	B	2	2	2	2	2	2	2	2	2	2	2	2	2	2	2	2	2	2	2	2	2	2	2	2
	A	2	2	2	2	2	2	2	2	2	2	2	2	2	2	2	2	2	2	2	2	2	2	2	2

METRAL P/N	ROW	CONTACT CODE MOD. 1						MOD. 2						MOD. 3						MOD. 4					
		1	2	3	4	5	6	7	8	9	10	11	12	13	14	15	16	17	18	19	20	21	22	23	24
89075-X35	D	2	2	2	2	2	2	2	2	2	2	2	2	2	2	2	2	2	2	2	2	2	2	2	2
SEE NOTE 11 LEAD FREE OPTION	C	2	2	2	2	2	2	2	2	2	2	2	2	2	2	2	2	2	2	2	2	2	2	2	2
	B	2	2	2	2	2	2	2	2	2	2	2	2	2	2	2	2	2	2	2	2	1	2	2	2
	A	2	2	2	2	2	2	2	2	2	2	2	2	2	2	2	2	2	2	2	2	2	2	2	2

METRAL P/N	ROW	CONTACT CODE MOD. 1						MOD. 2						MOD. 3						MOD. 4					
		1	2	3	4	5	6	7	8	9	10	11	12	13	14	15	16	17	18	19	20	21	22	23	24
89075-X36	D	6	6	6	6	6	6	6	6	6	6	6	6	6	6	6	6	6	6	6	6	6	6	6	5
SEE NOTE 11 LEAD FREE OPTION	C	6	6	6	6	6	6	6	6	6	6	6	6	6	6	6	6	6	6	6	6	6	6	6	6
	B	6	6	6	6	6	6	6	6	6	6	6	6	6	6	6	6	6	6	6	6	6	6	6	6
	A	6	6	6	6	6	6	6	6	6	6	6	6	6	6	6	6	6	6	6	6	6	6	6	6

METRAL P/N	ROW	CONTACT CODE MOD. 1						MOD. 2						MOD. 3						MOD. 4					
		1	2	3	4	5	6	7	8	9	10	11	12	13	14	15	16	17	18	19	20	21	22	23	24
89075-X37	D	6	6	6	6	6	6	6	6	6	6	-	-	3	-	-	2	-	6	6	6	6	6	6	7
SEE NOTE 11 LEAD FREE OPTION	C	6	6	6	6	6	6	6	6	6	6	-	-	3	-	-	2	-	6	6	6	6	6	6	6
	B	6	6	6	6	6	6	6	6	6	6	-	-	3	-	-	2	-	6	6	6	6	6	6	6
	A	5	6	6	6	6	6	6	6	6	6	-	-	3	-	-	2	-	6	6	6	6	6	6	6

METRAL P/N	ROW	CONTACT CODE MOD. 1						MOD. 2						MOD. 3						MOD. 4					
		1	2	3	4	5	6	7	8	9	10	11	12	13	14	15	16	17	18	19	20	21	22	23	24
89075-X38	D	4	4	4	4	4	4	2	2	4	3	3	4	4	4	4	4	4	4	4	4	4	4	3	3
SEE NOTE 11 LEAD FREE OPTION	C	4	4	4	4	4	4	2	2	4	3	3	4	4	4	4	4	4	4	4	4	4	4	3	3
	B	4	4	4	4	4	4	2	2	4	3	3	4	4	4	4	4	4	4	4	4	4	4	3	3
	A	4	4	4	4	4	4	2	2	4	3	3	4	4	4	4	4	4	4	4	4	4	4	3	3

METRAL P/N	ROW	CONTACT CODE MOD. 1						MOD. 2						MOD. 3						MOD. 4					
		1	2	3	4	5	6	7	8	9	10	11	12	13	14	15	16	17	18	19	20	21	22	23	24
89075-X39	D	8	7	7	7	7	8	2	2	2	3	3	3	3	2	2	3	2	4	2	2	2	2	2	2
SEE NOTE 11 LEAD FREE OPTION	C	8	7	7	7	7	8	2	2	2	3	3	3	3	2	2	3	2	4	2	2	2	2	2	2
	B	8	7	7	7	7	8	2	2	2	3	3	3	3	2	2	3	2	4	2	2	2	2	2	2
	A	8	7	7	7	7	8	2	2	2	3	3	3	3	2	2	3	2	4	2	2	2	2	2	2

METRAL P/N	ROW	CONTACT CODE MOD. 1						MOD. 2						MOD. 3						MOD. 4					
		1	2	3	4	5	6	7	8	9	10	11	12	13	14	15	16	17	18	19	20	21	22	23	24
89075-X40	D	7	7	6	6	6	6	2	2	2	2	2	2	4	3	4	2	2	3	3	3	3	3	3	3
SEE NOTE 11 LEAD FREE OPTION	C	7	7	6	6	6	6	2	2	2	2	2	2	4	3	4	2	2	3	3	3	3	3	3	3
	B	7	7	6	6	6	6	2	2	2	2	2	2	4	3	4	2	2	3	3	3	3	3	3	3
	A	7	7	6	6	6	6	2	2	2	2	2	2	4	3	4	2	2	3	3	3	3	3	3	3

spec ref	*	dr	Terran Huang	2010/07/08	projection
tolerance std ASME Y14.5	TOLERANCES UNLESS OTHERWISE SPECIFIED	eng	Andy Lu	2012/03/08	mm
		chr	Thian-Zhao Lin	2012/03/12	
		appr	Pei-Ming Zheng	2012/03/12	product family METRAL

size A4	scale 2:1	
ecn no	ELX-DG-010531-1	
rel level	Released	

surface 3.200	linear	0.X ±0.3
		0.XX ±0.13
		0.XXX ±0.051
ASME Y14.5	angular	0° ±2°

FCI www.fci.com

title METRAL SIGNAL HEADER
4 MOD, 4 ROW PRESS-FIT

dwg no 89075

rev CE

cat. no. - Product - Customer Drw

sheet 6 of 15

Pro/E File - REV C - 2009-06-09

Copyright FCI.

METRAL P/N	ROW	CONTACT CODE MOD. 1						MOD. 2						MOD. 3						MOD. 4					
		1	2	3	4	5	6	7	8	9	10	11	12	13	14	15	16	17	18	19	20	21	22	23	24
89075-X41	D	2	2	3	2	2	2	2	2	3	3	3	3	3	3	3	3	3	3	3	3	3	4	3	3
SEE NOTE 11 LEAD FREE OPTION	C	2	2	3	2	2	2	2	2	3	3	3	3	3	3	3	3	3	3	3	3	3	4	3	3
	B	2	2	3	2	2	2	2	2	3	3	3	3	3	3	3	3	3	3	3	3	3	4	3	3
	A	2	2	3	2	2	2	2	2	3	3	3	3	3	3	3	3	3	3	3	3	3	4	3	3

METRAL P/N	ROW	CONTACT CODE MOD. 1						MOD. 2						MOD. 3						MOD. 4					
		1	2	3	4	5	6	7	8	9	10	11	12	13	14	15	16	17	18	19	20	21	22	23	24
89075-X42	D	7	7	7	7	7	7	7	7	7	7	7	7	7	7	7	7	6	8	3	2	3	2	4	4
SEE NOTE 11 LEAD FREE OPTION	C	7	7	7	7	7	7	7	7	7	7	7	7	7	7	7	7	6	8	3	2	3	2	4	4
	B	7	7	7	7	7	7	7	7	7	7	7	7	7	7	7	7	6	8	3	2	3	2	4	4
	A	7	7	7	7	7	7	7	7	7	7	7	7	7	7	7	7	6	8	3	2	3	2	4	4

METRAL P/N	ROW	CONTACT CODE MOD. 1						MOD. 2						MOD. 3						MOD. 4					
		1	2	3	4	5	6	7	8	9	10	11	12	13	14	15	16	17	18	19	20	21	22	23	24
89075-X43	D	3	3	3	3	3	4	2	2	3	3	3	3	3	3	3	2	2	2	2	4	3	3	4	4
SEE NOTE 11 LEAD FREE OPTION	C	3	3	3	3	3	4	2	2	3	3	3	3	3	3	3	2	2	2	2	4	3	3	4	4
	B	3	3	3	3	3	4	2	2	3	3	3	3	3	3	3	2	2	2	2	4	3	3	4	4
	A	3	3	3	3	3	4	2	2	3	3	3	3	3	3	3	2	2	2	2	4	3	3	4	4

METRAL P/N	ROW	CONTACT CODE MOD. 1						MOD. 2						MOD. 3						MOD. 4					
		1	2	3	4	5	6	7	8	9	10	11	12	13	14	15	16	17	18	19	20	21	22	23	24
89075-X44	D	2	2	2	2	2	2	2	2	2	2	2	2	2	2	2	2	2	2	2	2	2	2	2	2
SEE NOTE 11 LEAD FREE OPTION	C	2	2	2	2	2	2	2	2	2	2	2	2	2	2	2	2	2	2	2	2	2	2	2	2
	B	2	2	2	2	2	2	2	2	2	2	2	2	2	2	2	2	2	2	2	2	3	2	2	2
	A	2	2	2	2	2	2	2	2	2	2	2	2	2	2	2	2	2	2	2	2	2	2	2	2

METRAL P/N	ROW	CONTACT CODE MOD. 1						MOD. 2						MOD. 3						MOD. 4					
		1	2	3	4	5	6	7	8	9	10	11	12	13	14	15	16	17	18	19	20	21	22	23	24
89075-X45	D	7	7	7	7	7	7	7	7	7	7	7	7	7	7	7	7	7	7	7	7	7	7	7	8
SEE NOTE 11 LEAD FREE OPTION	C	7	7	7	7	7	7	7	7	7	7	7	7	7	7	7	7	7	7	7	7	7	7	7	8
	B	7	7	7	7	7	7	7	7	7	7	7	7	7	7	7	7	7	7	7	7	7	7	7	8
	A	7	7	7	7	7	7	7	7	7	7	7	7	7	7	7	7	7	7	7	7	7	7	7	8

METRAL P/N	ROW	CONTACT CODE MOD. 1						MOD. 2						MOD. 3						MOD. 4					
		1	2	3	4	5	6	7	8	9	10	11	12	13	14	15	16	17	18	19	20	21	22	23	24
89075-X46	D	2	2	2	2	2	2	2	2	2	3	2	2	2	2	2	2	2	2	2	2	2	2	2	2
SEE NOTE 11 LEAD FREE OPTION	C	2	2	2	2	2	2	2	2	2	2	3	2	2	2	2	2	2	2	2	2	2	2	2	2
	B	2	2	2	2	2	2	2	2	2	2	3	2	2	2	2	2	2	2	2	2	3	2	2	2
	A	2	2	2	2	2	2	2	2	2	2	3	2	2	2	2	2	2	2	2	2	2	2	2	2

METRAL P/N	ROW	CONTACT CODE MOD. 1						MOD. 2						MOD. 3						MOD. 4					
		1	2	3	4	5	6	7	8	9	10	11	12	13	14	15	16	17	18	19	20	21	22	23	24
89075-X47	D	6	6	6	6	6	6	6	6	6	6	6	6	6	6	6	6	6	6	6	6	6	6	6	6
SEE NOTE 11 LEAD FREE OPTION	C	6	14	6	14	6	6	6	6	6	6	6	6	6	6	6	6	6	6	6	6	6	6	6	6
	B	6	6	6	6	6	6	6	6	6	6	6	6	6	6	6	6	6	6	6	6	6	6	6	6
	A	6	6	6	6	6	6	6	6	6	6	6	6	6	6	6	6	6	6	6	6	6	6	6	6

METRAL P/N	ROW	CONTACT CODE MOD. 1						MOD. 2						MOD. 3						MOD. 4					
		1	2	3	4	5	6	7	8	9	10	11	12	13	14	15	16	17	18	19	20	21	22	23	24
89075-X48	D	2	2	2	2	2	2	2	2	2	2	2	2	2	2	2	2	2	2	2	2	2	2	2	2
SEE NOTE 11 LEAD FREE OPTION	C	2	13	2	13	2	2	2	2	2	2	2	2	2	2	2	2	2	2	2	2	2	2	2	2
	B	2	2	2	2	2	2	2	2	2	2	2	2	2	2	2	2	2	2	2	2	2	2	2	2
	A	2	2	2	2	2	2	2	2	2	2	2	2	2	2	2	2	2	2	2	2	2	2	2	2

METRAL P/N	ROW	CONTACT CODE MOD. 1						MOD. 2						MOD. 3						MOD. 4					
		1	2	3	4	5	6	7	8	9	10	11	12	13	14	15	16	17	18	19	20	21	22	23	24
89075-X49	D	2	2	2	2	2	2	2	2	2	2	2	2	2	2	2	2	2	2	2	2	2	2	2	2
SEE NOTE 11 LEAD FREE OPTION	C	2	2	2	2	2	2	2	2	2	2	2	2	2	2	2	2	2	2	2	2	2	2	2	2
	B	2	2	2	2	2	2	2	2	2	2	2	2	2	2	2	2	2	2	2	2	2	2	2	2
	A	1	4	4	4	4	4	4	4	4	4	4	4	4	4	4	4	4	4	4	4	4	4	4	4

METRAL P/N	ROW	CONTACT CODE MOD. 1						MOD. 2						MOD. 3						MOD. 4					
		1	2	3	4	5	6	7	8	9	10	11	12	13	14	15	16	17	18	19	20	21	22	23	24
89075-X50	D	UNASSIGNED																							
SEE NOTE 11 LEAD FREE OPTION	C																								
	B																								
	A																								

spec ref	*	dr	Terran Huang	2010/07/08	projection	mm	size A4 / scale 2:1
tolerance std ASME Y14.5	TOLERANCES UNLESS OTHERWISE SPECIFIED	eng	Andy Lu	2012/03/08			ecn no ELX-DG-010531-1
		chr	Thian-Zhao Lin	2012/03/12			
		appr	Pei-Ming Zheng	2012/03/12	product family	METRAL	rel level Released
surface 3.200	linear 0.X ±0.3				title	METRAL SIGNAL HEADER	dwg no 89075 / rev CE
	0.XX ±0.13					4 MOD, 4 ROW PRESS-FIT	
	0.XXX ±0.051						
ASME Y14.5	angular 0° ±2°	www.fci.com			cat. no. -	Product - Customer Drw	sheet 7 of 15

Copyright FCI.

Pro/E File - REV C - 2009-06-09

METRAL P/N	ROW	CONTACT CODE MOD. 1						MOD. 2						MOD. 3						MOD. 4					
		1	2	3	4	5	6	7	8	9	10	11	12	13	14	15	16	17	18	19	20	21	22	23	24
89075-X51	D	3	3	1	3	1	1	1	1	1	1	1	1	1	1	1	1	1	1	1	1	1	1	1	1
SEE NOTE 11 LEAD FREE OPTION	C	3	3	3	3	1	1	1	1	1	1	1	1	1	1	1	1	1	1	1	1	1	1	1	1
	B	3	3	3	3	1	1	1	1	1	1	1	1	1	1	1	1	1	1	1	1	1	1	1	1
	A	3	3	3	3	1	1	1	1	1	1	1	1	1	1	1	1	1	1	1	1	1	1	1	1

METRAL P/N	ROW	CONTACT CODE MOD. 1						MOD. 2						MOD. 3						MOD. 4					
		1	2	3	4	5	6	7	8	9	10	11	12	13	14	15	16	17	18	19	20	21	22	23	24
89075-X52	D	22	22	22	22	22	22	22	22	22	22	22	22	22	22	22	22	22	22	22	22	7	7	7	7
SEE NOTE 11 LEAD FREE OPTION	C	22	22	22	22	22	22	22	22	22	22	22	22	22	22	22	22	22	22	22	22	7	7	7	7
	B	22	22	22	22	22	22	22	22	22	22	22	22	22	22	22	22	22	22	22	22	7	7	7	7
	A	22	22	22	22	22	22	22	22	22	22	22	22	22	22	22	22	22	22	22	22	7	22	7	7

METRAL P/N	ROW	CONTACT CODE MOD. 1						MOD. 2						MOD. 3						MOD. 4					
		1	2	3	4	5	6	7	8	9	10	11	12	13	14	15	16	17	18	19	20	21	22	23	24
89075-X53	D	1	1	1	1	1	1	1	1	1	1	1	1	1	1	1	1	1	1	1	1	3	3	3	3
SEE NOTE 11 LEAD FREE OPTION	C	1	1	1	1	1	1	1	1	1	1	1	1	1	1	1	1	1	1	1	1	3	3	3	3
	B	1	1	1	1	1	1	1	1	1	1	1	1	1	1	1	1	1	1	1	1	3	3	3	3
	A	1	1	1	1	1	1	1	1	1	1	1	1	1	1	1	1	1	1	1	1	3	1	3	3

METRAL P/N	ROW	CONTACT CODE MOD. 1						MOD. 2						MOD. 3						MOD. 4					
		1	2	3	4	5	6	7	8	9	10	11	12	13	14	15	16	17	18	19	20	21	22	23	24
89075-X54	D	1	1	1	1	1	1	1	1	1	1	1	1	1	1	1	1	1	1	1	1	3	1	3	3
SEE NOTE 11 LEAD FREE OPTION	C	1	1	1	1	1	1	1	1	1	1	1	1	1	1	1	1	1	1	1	1	3	3	3	3
	B	1	1	1	1	1	1	1	1	1	1	1	1	1	1	1	1	1	1	1	1	3	3	3	3
	A	1	1	1	1	1	1	1	1	1	1	1	1	1	1	1	1	1	1	1	1	3	3	3	3

METRAL P/N	ROW	CONTACT CODE MOD. 1						MOD. 2						MOD. 3						MOD. 4					
		1	2	3	4	5	6	7	8	9	10	11	12	13	14	15	16	17	18	19	20	21	22	23	24
89075-X55	D	1	1	1	1	1	1	1	1	1	1	1	1	1	1	1	1	3	3	3	3	3	3	1	1
SEE NOTE 11 LEAD FREE OPTION	C	1	1	1	1	1	1	1	1	1	1	1	1	1	1	1	1	1	1	1	1	1	1	1	19
	B	1	1	1	1	1	1	1	1	1	1	1	1	1	1	1	1	1	1	1	1	1	1	1	19
	A	1	1	1	1	1	1	1	1	1	1	1	1	1	1	1	1	1	1	1	1	1	19	19	19

METRAL P/N	ROW	CONTACT CODE MOD. 1						MOD. 2						MOD. 3						MOD. 4					
		1	2	3	4	5	6	7	8	9	10	11	12	13	14	15	16	17	18	19	20	21	22	23	24
89075-X56	D	1	19	1	19	1	19	1	1	1	1	1	1	1	1	1	1	1	1	1	1	1	1	1	1
SEE NOTE 11 LEAD FREE OPTION	C	19	1	19	1	19	1	1	1	1	1	1	1	1	1	1	1	1	1	1	1	1	1	1	1
	B	1	19	1	19	1	19	1	1	1	1	1	1	1	1	1	1	1	1	1	1	1	1	1	1
	A	19	1	19	1	19	1	1	1	1	1	1	1	1	1	1	1	1	1	1	1	1	1	1	1

METRAL P/N	ROW	CONTACT CODE MOD. 1						MOD. 2						MOD. 3						MOD. 4					
		1	2	3	4	5	6	7	8	9	10	11	12	13	14	15	16	17	18	19	20	21	22	23	24
89075-X57	D	2	2	2	2	2	2	3	3	3	3	2	2	2	2	2	2	2	2	2	2	2	2	2	2
SEE NOTE 11 LEAD FREE OPTION	C	2	2	2	2	2	2	3	3	3	3	2	2	2	2	2	2	2	2	2	2	2	2	2	2
	B	2	2	2	2	2	2	3	3	3	3	2	2	2	2	2	2	2	2	2	2	2	2	2	2
	A	2	2	2	2	2	2	3	3	3	3	2	2	2	2	2	2	2	2	2	2	2	2	2	2

METRAL P/N	ROW	CONTACT CODE MOD. 1						MOD. 2						MOD. 3						MOD. 4					
		1	2	3	4	5	6	7	8	9	10	11	12	13	14	15	16	17	18	19	20	21	22	23	24
89075-X58	D	19	19	1	1	1	3	1	1	1	1	1	3	1	1	1	1	3	1	1	3	1	1	19	19
SEE NOTE 11 LEAD FREE OPTION	C	19	19	1	1	1	3	1	1	1	1	1	3	1	1	1	1	3	1	1	3	1	1	19	19
	B	19	19	1	1	1	3	1	1	1	1	1	3	1	1	1	1	3	1	1	3	1	1	19	19
	A	19	19	1	1	1	3	1	1	1	1	1	3	1	1	1	1	3	1	1	3	1	1	19	19

METRAL P/N	ROW	CONTACT CODE MOD. 1						MOD. 2						MOD. 3						MOD. 4					
		1	2	3	4	5	6	7	8	9	10	11	12	13	14	15	16	17	18	19	20	21	22	23	24
89075-X59	D	3	3	3	3	3	3	3	3	3	3	3	3	2	2	2	2	2	2	2	2	2	2	3	1
SEE NOTE 11 LEAD FREE OPTION	C	3	3	3	3	3	3	3	3	3	3	3	3	2	2	2	2	2	2	2	1	2	2	3	2
	B	3	3	3	3	3	3	3	4	3	3	3	3	2	2	2	2	2	2	2	2	2	2	3	3
	A	3	3	3	3	3	3	3	4	3	3	3	3	2	2	2	2	2	2	2	2	2	2	3	2

METRAL P/N	ROW	CONTACT CODE MOD. 1						MOD. 2						MOD. 3						MOD. 4					
		1	2	3	4	5	6	7	8	9	10	11	12	13	14	15	16	17	18	19	20	21	22	23	24
89075-X60	D	2	2	2	3	3	3	3	2	2	3	2	4	2	2	2	2	2	2	2	2	3	2	2	2
SEE NOTE 11 LEAD FREE OPTION	C	2	2	2	3	3	3	3	2	2	3	2	4	2	2	2	2	2	2	2	2	3	2	2	2
	B	2	2	2	3	3	3	3	2	2	3	2	4	2	2	2	2	2	2	2	2	3	2	2	2
	A	2	2	2	3	3	3	3	2	2	3	2	4	2	2	2	2	2	2	2	1	3	2	2	2

spec ref	*	dr	Terran Huang	2010/07/08	projection	mm	size A4 / scale 2:1
tolerance std ASME Y14.5	TOLERANCES UNLESS OTHERWISE SPECIFIED	eng	Andy Lu	2012/03/08			ecn no ELX-DG-010531-1
		chr	Thian-Zhao Lin	2012/03/12			
		appr	Pei-Ming Zheng	2012/03/12	product family	METRAL	rel level Released
surface 3.200 linear	0.X ±0.3	FCI	title	METRAL SIGNAL HEADER	dwg no	89075	rev
	0.XX ±0.13			4 MOD, 4 ROW PRESS-FIT			CE
	0.XXX ±0.051						
ASME Y14.5	angular 0° ±2°	www.fci.com	cat. no. -		Product - Customer Drw		sheet 8 of 15

Copyright FCI.

Pro/E File - REV C - 2009-06-09

METRAL P/N	ROW	CONTACT CODE MOD. 1						MOD. 2						MOD. 3						MOD. 4					
		1	2	3	4	5	6	7	8	9	10	11	12	13	14	15	16	17	18	19	20	21	22	23	24
89075-X61	D	2	1	3	2	2	2	2	2	3	3	3	3	3	3	3	3	3	3	3	3	3	4	3	3
SEE NOTE 11 LEAD FREE OPTION	C	2	2	3	2	2	2	2	2	3	3	3	3	3	3	3	3	3	3	3	3	3	4	3	3
	B	2	2	3	2	2	2	2	2	3	3	3	3	3	3	3	3	3	3	3	3	3	4	3	3
	A	2	2	3	2	2	2	2	2	3	3	3	3	3	3	3	3	3	3	3	3	3	4	3	3

METRAL P/N	ROW	CONTACT CODE MOD. 1						MOD. 2						MOD. 3						MOD. 4					
		1	2	3	4	5	6	7	8	9	10	11	12	13	14	15	16	17	18	19	20	21	22	23	24
89075-X62	D	2	2	2	2	2	2	4	3	4	2	2	3	3	3	3	3	3	3	3	2	2	2	2	2
SEE NOTE 11 LEAD FREE OPTION	C	2	2	2	2	2	2	4	3	4	2	2	3	3	3	3	3	3	3	3	2	2	1	2	2
	B	2	2	2	2	2	2	4	3	4	2	2	3	3	3	3	3	3	3	3	2	2	2	2	2
	A	2	2	2	2	2	2	4	3	4	2	2	3	3	3	3	3	3	3	3	2	2	2	2	2

METRAL P/N	ROW	CONTACT CODE MOD. 1						MOD. 2						MOD. 3						MOD. 4					
		1	2	3	4	5	6	7	8	9	10	11	12	13	14	15	16	17	18	19	20	21	22	23	24
89075-X63	D	3	3	3	3	3	4	2	2	3	3	3	3	3	3	3	2	3	2	2	4	3	3	4	4
SEE NOTE 11 LEAD FREE OPTION	C	3	3	3	3	3	4	2	2	3	3	3	3	3	3	3	2	3	2	2	4	3	3	4	4
	B	3	3	3	3	3	4	2	2	3	3	3	3	3	3	3	2	3	2	2	4	3	3	4	4
	A	3	3	3	3	3	4	2	2	3	3	3	3	3	3	3	2	3	2	2	4	3	3	4	4

METRAL P/N	ROW	CONTACT CODE MOD. 1						MOD. 2						MOD. 3						MOD. 4					
		1	2	3	4	5	6	7	8	9	10	11	12	13	14	15	16	17	18	19	20	21	22	23	24
89075-X64	D	3	3	2	2	2	2	2	2	2	2	2	2	4	3	4	2	2	3	3	3	3	3	3	3
SEE NOTE 11 LEAD FREE OPTION	C	3	3	2	2	2	2	2	2	2	2	2	2	4	3	4	2	2	3	3	3	3	3	3	3
	B	3	3	2	2	2	2	2	2	2	2	2	2	4	3	4	2	2	3	3	3	3	3	3	3
	A	3	3	2	2	2	2	2	2	2	2	2	2	4	3	4	2	2	3	3	3	3	3	3	3

METRAL P/N	ROW	CONTACT CODE MOD. 1						MOD. 2						MOD. 3						MOD. 4					
		1	2	3	4	5	6	7	8	9	10	11	12	13	14	15	16	17	18	19	20	21	22	23	24
89075-X65	D	7	7	7	7	7	7	7	7	7	7	7	7	7	7	7	7	7	7	7	7	8	8	7	7
SEE NOTE 11 LEAD FREE OPTION	C	7	7	7	7	7	7	7	7	7	7	7	7	7	7	7	7	7	7	7	7	8	8	7	7
	B	7	7	7	7	7	7	7	7	7	7	7	7	7	7	7	7	7	7	7	7	8	8	7	7
	A	7	7	7	7	7	7	7	7	7	7	7	7	7	7	7	7	7	7	7	7	8	8	7	7

METRAL P/N	ROW	CONTACT CODE MOD. 1						MOD. 2						MOD. 3						MOD. 4					
		1	2	3	4	5	6	7	8	9	10	11	12	13	14	15	16	17	18	19	20	21	22	23	24
89075-X66	D	2	2	2	2	2	3	1	1	1	1	1	1	1	1	1	1	1	1	1	1	1	1	2	3
SEE NOTE 11 LEAD FREE OPTION	C	2	2	2	2	2	3	1	1	1	1	1	1	1	1	1	1	1	1	1	1	1	1	2	3
	B	2	2	2	2	2	3	1	1	1	1	1	1	1	1	1	1	1	1	1	1	1	1	2	3
	A	2	2	2	2	2	3	1	1	1	1	1	1	1	1	1	1	1	1	1	1	1	1	2	3

METRAL P/N	ROW	CONTACT CODE MOD. 1						MOD. 2						MOD. 3						MOD. 4					
		1	2	3	4	5	6	7	8	9	10	11	12	13	14	15	16	17	18	19	20	21	22	23	24
89075-X67	D	2	2	2	2	2	2	1	2	1	2	3	2	3	2	1	3	2	2	3	3	2	3	3	3
SEE NOTE 11 LEAD FREE OPTION	C	2	2	2	2	2	2	1	2	1	2	3	3	3	2	1	3	2	2	3	3	2	3	3	3
	B	2	2	2	2	2	2	1	2	1	2	3	3	3	2	1	3	2	2	3	3	2	3	3	3
	A	2	2	2	2	2	2	1	2	1	2	2	2	3	2	1	3	2	2	3	3	2	3	3	3

METRAL P/N	ROW	CONTACT CODE MOD. 1						MOD. 2						MOD. 3						MOD. 4					
		1	2	3	4	5	6	7	8	9	10	11	12	13	14	15	16	17	18	19	20	21	22	23	24
89075-X68	D	1	1	1	1	1	1	1	1	1	1	1	1	1	1	1	1	1	1	1	2	4	1	1	3
SEE NOTE 11 LEAD FREE OPTION	C	1	1	1	1	1	1	1	1	1	1	1	1	1	1	1	1	1	1	1	2	4	1	1	3
	B	1	1	1	1	1	1	1	1	1	1	1	1	1	1	1	1	1	1	1	1	1	1	1	1
	A	1	1	1	1	1	1	1	1	1	1	1	1	1	1	1	1	1	1	1	1	1	1	1	1

METRAL P/N	ROW	CONTACT CODE MOD. 1						MOD. 2						MOD. 3						MOD. 4					
		1	2	3	4	5	6	7	8	9	10	11	12	13	14	15	16	17	18	19	20	21	22	23	24
89075-X69	D	3	3	3	3	3	3	3	3	3	3	3	3	3	3	3	3	3	3	3	2	4	3	3	3
SEE NOTE 11 LEAD FREE OPTION	C	3	3	3	3	3	3	3	3	3	3	3	3	3	3	3	3	3	3	3	2	4	3	3	3
	B	3	3	3	3	3	3	3	3	3	3	3	3	3	3	3	3	3	3	3	3	3	3	3	3
	A	3	3	3	3	3	3	3	3	3	3	3	3	3	3	3	3	3	3	3	3	3	3	3	3

METRAL P/N	ROW	CONTACT CODE MOD. 1						MOD. 2						MOD. 3						MOD. 4					
		1	2	3	4	5	6	7	8	9	10	11	12	13	14	15	16	17	18	19	20	21	22	23	24
89075-X70	D	2	2	2	2	2	2	2	2	2	2	2	2	2	2	2	2	2	2	2	2	2	2	2	4
SEE NOTE 11 LEAD FREE OPTION	C	2	2	2	2	2	2	2	2	2	2	2	2	2	2	2	2	2	2	2	2	2	2	2	4
	B	2	2	2	2	2	2	2	2	2	2	2	2	2	2	2	2	2	2	2	2	2	2	2	4
	A	2	2	2	2	2	2	2	2	2	2	2	2	2	2	2	2	2	2	2	2	2	2	2	4

spec ref	*	dr	Terran Huang	2010/07/08	projection	mm	size A4 / scale 2:1
tolerance std ASME Y14.5	TOLERANCES UNLESS OTHERWISE SPECIFIED	eng	Andy Lu	2012/03/08			ecn no ELX-DG-010531-1
		chr	Thian-Zhao Lin	2012/03/12			
		appr	Pei-Ming Zheng	2012/03/12	product family	METRAL	rel level Released
surface 3.200	linear 0.X ±0.3				title	METRAL SIGNAL HEADER	dwg no 89075 / rev CE
	0.XX ±0.13					4 MOD, 4 ROW PRESS-FIT	
	0.XXX ±0.051						
ASME Y14.5	angular 0° ±2°				www.fci.com	cat. no. -	Product - Customer Drw / sheet 9 of 15

Copyright FCI.

Pro/E File - REV C - 2009-06-09

METRAL P/N	ROW	CONTACT CODE MOD. 1						MOD. 2						MOD. 3						MOD. 4					
		1	2	3	4	5	6	7	8	9	10	11	12	13	14	15	16	17	18	19	20	21	22	23	24
89075-X71	D	8	7	7	7	7	7	7	7	7	7	7	7	7	8	6	8	7	7	2	2	1	2	3	2
SEE NOTE 11 LEAD FREE OPTION	C	8	7	7	7	7	7	7	7	7	7	7	7	7	8	6	8	7	7	2	2	2	2	3	2
	B	8	7	7	7	7	7	7	7	7	7	7	7	7	8	6	8	7	7	2	2	2	2	3	2
	A	8	7	7	7	7	7	7	7	7	7	7	7	7	8	6	8	7	7	2	2	2	2	3	2

METRAL P/N	ROW	CONTACT CODE MOD. 1						MOD. 2						MOD. 3						MOD. 4					
		1	2	3	4	5	6	7	8	9	10	11	12	13	14	15	16	17	18	19	20	21	22	23	24
89075-X72	D	8	7	7	7	7	7	7	7	7	7	7	7	7	8	7	8	7	7	3	3	2	3	3	3
SEE NOTE 11 LEAD FREE OPTION	C	8	7	7	7	7	7	7	7	7	7	7	7	7	8	7	8	7	7	3	3	2	3	3	3
	B	8	7	7	7	7	7	7	7	7	7	7	7	7	8	7	8	7	7	3	3	2	3	3	3
	A	8	7	7	7	7	7	7	7	7	7	7	7	7	8	7	8	7	7	3	3	2	3	3	3

METRAL P/N	ROW	CONTACT CODE MOD. 1						MOD. 2						MOD. 3						MOD. 4					
		1	2	3	4	5	6	7	8	9	10	11	12	13	14	15	16	17	18	19	20	21	22	23	24
89075-X73	D	2	2	2	2	2	2	2	2	2	2	2	2	2	2	2	2	2	2	4	4	2	2	3	3
SEE NOTE 11 LEAD FREE OPTION	C	2	2	2	2	2	2	2	2	2	2	2	2	2	2	2	2	2	2	2	2	2	2	2	2
	B	2	2	2	2	2	2	2	2	2	3	2	2	2	2	2	2	2	2	2	2	2	2	2	2
	A	2	2	2	2	2	2	2	2	2	2	2	2	2	2	2	2	2	2	2	2	2	2	2	2

METRAL P/N	ROW	CONTACT CODE MOD. 1						MOD. 2						MOD. 3						MOD. 4					
		1	2	3	4	5	6	7	8	9	10	11	12	13	14	15	16	17	18	19	20	21	22	23	24
89075-X74	D	2	2	2	2	2	2	2	2	2	2	2	2	6	6	6	6	6	6	6	6	6	6	6	6
SEE NOTE 11 LEAD FREE OPTION	C	2	2	2	2	2	2	2	2	2	2	2	2	6	6	6	6	6	6	6	6	6	6	6	6
	B	2	2	2	2	2	2	2	2	2	2	2	2	6	6	6	6	6	6	6	6	6	6	6	6
	A	2	2	2	2	2	2	2	2	2	2	2	2	6	6	6	6	6	6	6	6	6	6	6	6

METRAL P/N	ROW	CONTACT CODE MOD. 1						MOD. 2						MOD. 3						MOD. 4					
		1	2	3	4	5	6	7	8	9	10	11	12	13	14	15	16	17	18	19	20	21	22	23	24
89075-X75	D	2	2	2	2	2	2	4	2	2	2	2	2	2	2	2	2	2	2	2	3	3	3	3	4
SEE NOTE 11 LEAD FREE OPTION	C	2	2	2	2	2	2	4	2	2	2	2	2	2	2	2	2	2	2	2	3	3	3	3	4
	B	2	2	2	2	2	2	4	2	2	2	2	2	2	2	2	2	2	2	2	3	3	3	3	4
	A	2	2	2	2	2	2	4	2	2	2	2	2	2	2	2	2	2	2	2	3	3	3	3	4

METRAL P/N	ROW	CONTACT CODE MOD. 1						MOD. 2						MOD. 3						MOD. 4					
		1	2	3	4	5	6	7	8	9	10	11	12	13	14	15	16	17	18	19	20	21	22	23	24
89075-X76	D	1	1	1	1	1	1	1	1	1	1	1	1	1	1	1	1	1	1	1	1	1	1	1	1
SEE NOTE 11 LEAD FREE OPTION	C	2	2	2	2	1	1	1	1	1	1	1	1	1	1	1	1	1	1	1	1	1	1	1	1
	B	2	2	2	2	2	2	1	1	1	1	1	1	1	1	1	1	1	1	1	1	1	1	1	1
	A	3	3	3	3	3	3	1	1	1	1	1	1	1	1	1	1	1	1	1	1	1	1	1	1

METRAL P/N	ROW	CONTACT CODE MOD. 1						MOD. 2						MOD. 3						MOD. 4					
		1	2	3	4	5	6	7	8	9	10	11	12	13	14	15	16	17	18	19	20	21	22	23	24
89075-X77	D	1	1	1	1	1	1	1	1	1	1	3	1	1	1	1	1	1	1	1	1	1	1	1	1
SEE NOTE 11 LEAD FREE OPTION	C	1	1	1	1	1	1	1	1	1	1	3	1	1	1	1	1	1	1	1	1	1	1	1	1
	B	2	2	2	2	2	2	2	1	1	1	3	1	1	1	1	1	1	1	1	1	1	1	1	1
	A	2	2	2	2	2	2	2	1	1	1	3	1	1	1	1	1	1	1	1	1	1	1	1	1

METRAL P/N	ROW	CONTACT CODE MOD. 1						MOD. 2						MOD. 3						MOD. 4					
		1	2	3	4	5	6	7	8	9	10	11	12	13	14	15	16	17	18	19	20	21	22	23	24
89075-X78	D	3	3	3	3	3	3	3	3	3	3	3	3	3	3	3	3	3	3	3	3	3	3	2	2
SEE NOTE 11 LEAD FREE OPTION	C	3	3	3	3	3	3	3	3	3	3	3	3	3	3	3	3	3	3	3	3	3	3	2	4
	B	3	3	3	3	3	3	3	3	3	3	3	3	3	3	3	3	3	3	3	3	3	3	2	2
	A	3	3	3	3	3	3	3	3	3	3	3	3	3	3	3	3	3	3	3	3	3	3	2	2

METRAL P/N	ROW	CONTACT CODE MOD. 1						MOD. 2						MOD. 3						MOD. 4					
		1	2	3	4	5	6	7	8	9	10	11	12	13	14	15	16	17	18	19	20	21	22	23	24
89075-X79	D	3	3	3	3	3	4	3	3	1	3	3	3	3	3	3	3	3	3	3	3	3	3	3	3
SEE NOTE 11 LEAD FREE OPTION	C	3	3	3	3	3	2	3	3	1	4	3	3	3	3	3	3	3	3	3	3	3	3	3	3
	B	3	3	3	3	3	2	3	3	1	3	3	3	3	3	3	3	3	3	3	3	3	3	3	3
	A	3	3	3	3	3	1	3	3	1	3	3	3	3	3	3	3	3	3	3	3	3	3	3	3

METRAL P/N	ROW	CONTACT CODE MOD. 1						MOD. 2						MOD. 3						MOD. 4					
		1	2	3	4	5	6	7	8	9	10	11	12	13	14	15	16	17	18	19	20	21	22	23	24
89075-X80	D	7	7	7	7	7	7	7	7	7	7	7	7	7	7	7	7	7	7	7	8	8	8	7	7
SEE NOTE 11 LEAD FREE OPTION	C	7	7	7	7	7	7	7	7	7	7	7	7	7	7	7	7	7	7	7	8	8	8	7	7
	B	7	7	7	7	7	7	7	7	7	7	7	7	7	7	7	7	7	7	7	8	8	8	7	7
	A	7	7	7	7	7	7	7	7	7	7	7	7	7	7	7	7	7	7	7	8	8	8	7	7

spec ref	*	dr	Terran Huang	2010/07/08	projection	mm	size A4 / scale 2:1
tolerance std ASME Y14.5	TOLERANCES UNLESS OTHERWISE SPECIFIED	eng	Andy Lu	2012/03/08			
		chr	Thian-Zhao Lin	2012/03/12			ecn no ELX-DG-010531-1
		appr	Pei-Ming Zheng	2012/03/12	product family	METRAL	rel level Released
surface 3.200	linear 0.X ±0.3 / 0.XX ±0.13 / 0.XXX ±0.051	FCI	title	METRAL SIGNAL HEADER 4 MOD, 4 ROW PRESS-FIT	dwg no	89075	rev CE
ASME Y14.5	angular 0° ±2°	www.fci.com	cat. no.	-	Product - Customer Drw		sheet 10 of 15

Copyright FCI.

Pro/E File - REV C - 2009-06-09

METRAL P/N	ROW	CONTACT CODE MOD. 1						MOD. 2						MOD. 3						MOD. 4					
		1	2	3	4	5	6	7	8	9	10	11	12	13	14	15	16	17	18	19	20	21	22	23	24
89075-X81	D	3	1	2	2	2	2	2	2	2	2	2	2	2	2	2	2	2	2	2	2	2	2	1	3
SEE NOTE 11 LEAD FREE OPTION	C	3	2	2	2	2	2	2	2	2	2	2	2	2	2	2	2	2	2	2	2	2	2	2	3
	B	3	2	2	2	2	2	2	2	2	2	2	2	2	2	2	2	2	2	2	2	2	2	2	3
	A	3	1	2	2	2	2	2	2	2	2	2	2	2	2	2	2	2	2	2	2	2	2	1	3

METRAL P/N	ROW	CONTACT CODE MOD. 1						MOD. 2						MOD. 3						MOD. 4					
		1	2	3	4	5	6	7	8	9	10	11	12	13	14	15	16	17	18	19	20	21	22	23	24
89075-X82	D	2	2	2	2	2	2	3	1	1	1	1	1	1	2	2	2	2	2	2	2	2	2	2	3
SEE NOTE 11 LEAD FREE OPTION	C	2	2	2	2	2	2	3	1	1	1	1	1	1	2	2	2	2	2	2	2	2	2	2	3
	B	2	2	2	2	2	2	3	1	1	1	1	1	1	2	2	2	2	2	2	2	2	2	2	3
	A	2	2	2	2	2	2	3	1	1	1	1	1	1	2	2	2	2	2	2	2	2	2	2	3

METRAL P/N	ROW	CONTACT CODE MOD. 1						MOD. 2						MOD. 3						MOD. 4					
		1	2	3	4	5	6	7	8	9	10	11	12	13	14	15	16	17	18	19	20	21	22	23	24
89075-X83	D	4	2	4	3	3	3	3	3	3	3	3	3	4	4	3	3	4	4	4	4	4	4	4	4
SEE NOTE 11 LEAD FREE OPTION	C	2	4	3	3	3	3	3	3	3	3	3	3	3	3	4	4	3	3	4	3	4	3	4	4
	B	3	3	3	3	3	3	3	3	3	3	3	3	2	4	3	3	4	4	4	4	3	4	3	4
	A	3	3	3	3	3	3	3	3	3	3	3	3	3	3	4	4	3	3	4	4	4	4	4	4

METRAL P/N	ROW	CONTACT CODE MOD. 1						MOD. 2						MOD. 3						MOD. 4					
		1	2	3	4	5	6	7	8	9	10	11	12	13	14	15	16	17	18	19	20	21	22	23	24
89075-X84	D	12	10	12	11	11	11	11	11	11	11	11	11	12	12	11	11	12	12	12	12	12	12	12	12
SEE NOTE 11 LEAD FREE OPTION	C	10	12	11	11	11	11	11	11	11	11	11	11	11	11	12	12	11	11	12	11	12	11	12	12
	B	11	11	11	11	11	11	11	11	11	11	11	11	10	12	11	11	12	12	12	12	11	12	11	12
	A	11	11	11	11	11	11	11	11	11	11	11	11	11	11	12	12	11	11	12	12	12	12	12	12

METRAL P/N	ROW	CONTACT CODE MOD. 1						MOD. 2						MOD. 3						MOD. 4					
		1	2	3	4	5	6	7	8	9	10	11	12	13	14	15	16	17	18	19	20	21	22	23	24
89075-X85	D	2	1	1	1	1	1	1	1	1	2	2	2	2	2	2	2	2	2	2	2	2	2	2	2
SEE NOTE 11 LEAD FREE OPTION	C	2	2	2	2	2	2	2	2	2	2	2	2	2	2	2	2	2	2	2	2	2	2	2	2
	B	2	2	2	2	2	2	2	2	2	2	2	2	2	2	2	2	2	2	2	2	2	2	2	2
	A	2	2	2	2	2	2	2	2	2	2	2	2	2	2	2	2	2	2	2	2	2	2	2	2

METRAL P/N	ROW	CONTACT CODE MOD. 1						MOD. 2						MOD. 3						MOD. 4					
		1	2	3	4	5	6	7	8	9	10	11	12	13	14	15	16	17	18	19	20	21	22	23	24
89075-X86	D	2	2	2	2	2	2	2	2	2	2	2	2	2	2	2	2	2	2	2	2	2	2	2	1
SEE NOTE 11 LEAD FREE OPTION	C	2	2	2	2	1	2	2	2	2	2	2	2	2	2	2	2	2	2	2	2	2	2	2	2
	B	2	2	2	2	1	2	2	2	2	2	2	2	2	2	2	2	2	2	2	2	2	2	2	4
	A	2	2	2	2	2	2	2	2	2	2	2	2	2	2	2	2	2	2	2	2	2	2	2	4

METRAL P/N	ROW	CONTACT CODE MOD. 1						MOD. 2						MOD. 3						MOD. 4					
		1	2	3	4	5	6	7	8	9	10	11	12	13	14	15	16	17	18	19	20	21	22	23	24
89075-X87	D	6	6	6	6	6	6	6	6	6	6	-	-	4	-	-	2	-	6	6	6	6	6	6	7
SEE NOTE 11 LEAD FREE OPTION	C	6	6	6	6	6	6	6	6	6	6	-	-	4	-	-	2	-	6	6	6	6	6	6	6
	B	6	6	6	6	6	6	6	6	6	6	-	-	4	-	-	2	-	8	8	8	6	6	6	6
	A	5	6	6	6	6	6	6	6	6	6	-	-	4	-	-	2	-	6	6	6	6	6	6	6

METRAL P/N	ROW	CONTACT CODE MOD. 1						MOD. 2						MOD. 3						MOD. 4					
		1	2	3	4	5	6	7	8	9	10	11	12	13	14	15	16	17	18	19	20	21	22	23	24
89075-X88	D	2	2	2	2	2	2	2	2	2	2	2	2	2	2	2	2	2	2	2	2	2	2	2	2
SEE NOTE 11 LEAD FREE OPTION	C	2	2	2	2	2	2	2	2	4	4	4	2	2	2	2	2	2	2	2	2	2	2	2	2
	B	2	2	2	2	2	2	2	2	2	2	2	2	2	2	2	2	2	2	2	2	2	2	2	2
	A	2	2	2	2	2	2	2	2	2	2	2	2	2	2	2	2	2	2	2	2	2	2	2	2

METRAL P/N	ROW	CONTACT CODE MOD. 1						MOD. 2						MOD. 3						MOD. 4					
		1	2	3	4	5	6	7	8	9	10	11	12	13	14	15	16	17	18	19	20	21	22	23	24
89075-X89	D	2	2	2	2	2	2	2	2	2	2	2	2	2	2	2	2	2	2	2	2	2	2	2	2
SEE NOTE 11 LEAD FREE OPTION	C	2	2	2	2	1	2	2	2	2	2	2	2	2	2	2	2	2	2	2	2	2	2	2	4
	B	2	2	2	2	1	2	2	2	2	2	2	2	2	2	2	2	2	2	2	2	2	2	2	4
	A	2	2	2	2	2	2	2	2	2	2	2	2	2	2	2	2	2	2	2	2	2	2	2	2

METRAL P/N	ROW	CONTACT CODE MOD. 1						MOD. 2						MOD. 3						MOD. 4					
		1	2	3	4	5	6	7	8	9	10	11	12	13	14	15	16	17	18	19	20	21	22	23	24
89075-X90	D	6	6	6	6	6	6	6	6	6	6	6	6	6	6	6	6	6	6	6	6	6	6	6	6
SEE NOTE 11 LEAD FREE OPTION	C	6	6	6	6	6	6	6	6	8	8	8	6	6	6	6	6	6	6	6	6	6	6	6	6
	B	6	6	6	6	6	6	6	6	6	6	6	6	6	6	6	6	6	6	6	6	6	6	6	6
	A	6	6	6	6	6	6	6	6	6	6	6	6	6	6	6	6	6	6	6	6	6	6	6	6

spec ref	*	dr	Terran Huang	2010/07/08	projection
tolerance std ASME Y14.5	TOLERANCES UNLESS OTHERWISE SPECIFIED	eng	Andy Lu	2012/03/08	mm
		chr	Thian-Zhao Lin	2012/03/12	
		appr	Pei-Ming Zheng	2012/03/12	product family METRAL

size	scale
A4	2:1
ecn no	ELX-DG-010531-1
rel level	Released

surface	linear		
3.200		0.X	±0.3
		0.XX	±0.13
		0.XXX	±0.051
ASME Y14.5	angular	0°	±2°

www.fci.com

title: METRAL SIGNAL HEADER
4 MOD, 4 ROW PRESS-FIT

dwg no: 89075

rev: CE

cat. no. - Product - Customer Drw

sheet 11 of 15

Copyright FCI.

Pro/E File - REV C - 2009-06-09

METRAL P/N	ROW	CONTACT CODE MOD. 1						MOD. 2						MOD. 3						MOD. 4					
		1	2	3	4	5	6	7	8	9	10	11	12	13	14	15	16	17	18	19	20	21	22	23	24
89075-X91	D	2	3	1	3	1	1	1	1	1	1	1	1	1	1	1	1	1	1	1	1	1	1	3	1
SEE NOTE 11 LEAD FREE OPTION	C	2	3	1	3	1	1	1	1	1	1	1	1	1	1	1	1	1	1	1	1	1	1	3	1
	B	2	3	1	3	1	1	1	1	1	1	1	1	1	1	1	1	1	1	1	1	1	1	3	1
	A	2	3	1	3	1	1	1	1	1	1	1	1	1	1	1	1	1	1	1	1	1	1	3	1

METRAL P/N	ROW	CONTACT CODE MOD. 1						MOD. 2						MOD. 3						MOD. 4					
		1	2	3	4	5	6	7	8	9	10	11	12	13	14	15	16	17	18	19	20	21	22	23	24
89075-X92	D	2	2	2	2	4	2	2	4	2	2	4	2	2	4	2	2	4	2	2	2	2	4	2	2
SEE NOTE 11 LEAD FREE OPTION	C	2	4	2	2	4	2	2	4	2	2	4	2	2	4	2	2	4	2	2	4	2	2	4	4
	B	2	4	2	2	4	2	2	4	2	2	4	2	2	4	2	2	4	2	2	4	2	2	4	2
	A	2	4	2	2	4	2	2	4	2	2	4	2	2	4	2	2	4	2	2	4	4	2	4	4

METRAL P/N	ROW	CONTACT CODE MOD. 1						MOD. 2						MOD. 3						MOD. 4					
		1	2	3	4	5	6	7	8	9	10	11	12	13	14	15	16	17	18	19	20	21	22	23	24
89075-X93	D	4	4	4	2	2	4	4	4	4	2	2	4	2	2	4	2	2	2	2	2	2	2	2	4
SEE NOTE 11 LEAD FREE OPTION	C	2	2	4	4	4	4	2	2	4	2	2	4	2	2	4	2	2	2	2	2	4	2	2	4
	B	4	4	4	2	2	4	4	4	4	2	2	4	2	2	4	2	2	2	2	2	4	2	2	4
	A	2	2	2	4	4	4	2	2	4	2	2	4	2	2	4	2	2	2	2	2	4	2	2	4

METRAL P/N	ROW	CONTACT CODE MOD. 1						MOD. 2						MOD. 3						MOD. 4					
		1	2	3	4	5	6	7	8	9	10	11	12	13	14	15	16	17	18	19	20	21	22	23	24
89075-X94	D	2	2	2	2	2	2	2	2	2	3	2	2	2	2	2	2	2	2	2	2	2	2	2	2
SEE NOTE 11 LEAD FREE OPTION	C	2	2	2	2	2	2	2	2	2	2	3	2	2	2	2	2	2	2	2	2	2	2	2	2
	B	2	2	2	2	2	2	2	2	2	2	3	2	2	2	2	2	2	2	2	2	3	2	2	2
	A	2	2	2	2	2	2	2	2	2	2	3	2	2	2	2	2	2	2	2	2	2	2	2	2

METRAL P/N	ROW	CONTACT CODE MOD. 1						MOD. 2						MOD. 3						MOD. 4					
		1	2	3	4	5	6	7	8	9	10	11	12	13	14	15	16	17	18	19	20	21	22	23	24
89075-X95	D	3	3	3	3	3	3	3	3	3	3	3	3	3	3	3	3	3	3	3	4	4	4	3	3
SEE NOTE 11 LEAD FREE OPTION	C	3	3	3	3	3	3	3	3	3	3	3	3	3	3	3	3	3	3	3	4	4	4	3	3
	B	3	3	3	3	3	3	3	3	3	3	3	3	3	3	3	3	3	3	3	4	4	4	3	3
	A	3	3	3	3	3	3	3	3	3	3	3	3	3	3	3	3	3	3	3	4	4	4	3	3

METRAL P/N	ROW	CONTACT CODE MOD. 1						MOD. 2						MOD. 3						MOD. 4					
		1	2	3	4	5	6	7	8	9	10	11	12	13	14	15	16	17	18	19	20	21	22	23	24
89075-X96	D	3	3	3	3	3	3	3	3	3	3	3	3	3	3	3	3	3	3	3	3	4	4	3	3
SEE NOTE 11 LEAD FREE OPTION	C	3	3	3	3	3	3	3	3	3	3	3	3	3	3	3	3	3	3	3	3	4	4	3	3
	B	3	3	3	3	3	3	3	3	3	3	3	3	3	3	3	3	3	3	3	3	4	4	3	3
	A	3	3	3	3	3	3	3	3	3	3	3	3	3	3	3	3	3	3	3	3	4	4	3	3

METRAL P/N	ROW	CONTACT CODE MOD. 1						MOD. 2						MOD. 3						MOD. 4					
		1	2	3	4	5	6	7	8	9	10	11	12	13	14	15	16	17	18	19	20	21	22	23	24
89075-X97	D	1	1	1	1	1	1	1	1	1	1	1	1	1	1	1	1	1	1	-	1	1	1	1	1
SEE NOTE 11 LEAD FREE OPTION	C	1	1	1	1	1	1	1	1	1	1	1	1	1	1	1	1	1	1	-	1	1	1	1	1
	B	1	1	1	1	1	1	1	1	1	1	1	1	1	1	1	1	1	1	-	1	1	1	1	1
	A	1	1	1	1	1	1	1	2	2	2	2	2	1	2	1	1	1	1	-	1	1	1	1	1

METRAL P/N	ROW	CONTACT CODE MOD. 1						MOD. 2						MOD. 3						MOD. 4					
		1	2	3	4	5	6	7	8	9	10	11	12	13	14	15	16	17	18	19	20	21	22	23	24
89075-X98	D	2	1	1	1	1	1	1	1	1	1	1	1	1	1	1	1	1	1	1	1	1	1	1	2
SEE NOTE 11 LEAD FREE OPTION	C	2	1	1	1	1	1	1	1	1	1	1	1	1	1	1	1	1	1	1	1	1	1	1	2
	B	2	1	1	1	1	1	1	1	1	1	1	1	1	1	1	1	1	1	1	1	1	1	1	2
	A	2	1	1	1	1	1	1	1	1	1	1	1	1	1	1	1	1	1	1	1	1	1	1	2

METRAL P/N	ROW	CONTACT CODE MOD. 1						MOD. 2						MOD. 3						MOD. 4					
		1	2	3	4	5	6	7	8	9	10	11	12	13	14	15	16	17	18	19	20	21	22	23	24
89075-X99	D	4	2	4	3	4	2	4	2	4	2	4	2	4	4	3	3	4	4	4	4	4	4	4	4
SEE NOTE 11 LEAD FREE OPTION	C	2	4	3	3	3	3	3	3	3	3	3	3	3	3	4	4	3	3	4	3	4	3	4	4
	B	3	3	3	3	3	3	3	3	3	3	3	3	2	4	3	3	4	4	4	4	3	4	3	4
	A	3	3	3	3	3	3	3	3	3	3	3	3	3	3	4	4	3	3	4	4	4	4	4	4

METRAL P/N	ROW	CONTACT CODE MOD. 1						MOD. 2						MOD. 3						MOD. 4					
		1	2	3	4	5	6	7	8	9	10	11	12	13	14	15	16	17	18	19	20	21	22	23	24
89075-X100	D	2	2	2	2	2	2	2	2	2	2	2	2	2	2	2	2	2	2	2	2	2	2	2	2
SEE NOTE 11 LEAD FREE OPTION	C	2	2	2	2	2	2	2	2	2	2	2	2	2	2	2	2	2	2	2	2	2	2	2	2
	B	2	2	2	2	2	2	2	2	2	2	2	2	2	2	1	2	2	2	2	1	2	2	2	2
	A	2	2	2	2	2	2	2	2	2	2	2	2	2	2	19	1	2	2	2	2	2	2	2	1

spec ref	*	dr	Terran Huang	2010/07/08	projection	size A4 / scale 2:1
tolerance std ASME Y14.5	TOLERANCES UNLESS OTHERWISE SPECIFIED	eng	Andy Lu	2012/03/08	mm	
		chr	Thian-Zhao Lin	2012/03/12		ecn no ELX-DG-010531-1
		appr	Pei-Ming Zheng	2012/03/12	product family METRAL	rel level **Released**

surface 3.200			
	linear	0.X	±0.3
		0.XX	±0.13
		0.XXX	±0.051
ASME Y14.5	angular	0°	±2°

FCI www.fci.com

title: METRAL SIGNAL HEADER
4 MOD, 4 ROW PRESS-FIT

dwg no 89075 | rev **CE**

cat. no. - | Product - Customer Drw | sheet 12 of 15

Copyright FCI.

Pro/E File - REV C - 2009-06-09

METRAL P/N	ROW	CONTACT CODE MOD. 1						MOD. 2						MOD. 3						MOD. 4					
		1	2	3	4	5	6	7	8	9	10	11	12	13	14	15	16	17	18	19	20	21	22	23	24
89075-X101	D	2	2	2	2	2	2	2	2	2	2	2	2	2	2	2	2	2	2	2	3	3	2	4	4
SEE NOTE 11 LEAD FREE OPTION	C	2	2	2	2	2	2	2	2	2	2	2	2	2	2	2	2	2	2	2	3	3	2	4	4
	B	2	2	2	2	2	2	2	2	2	2	2	2	2	2	2	2	2	2	2	3	3	2	4	4
	A	2	2	2	2	2	2	2	2	2	2	2	2	2	2	2	2	2	2	2	3	3	2	4	4

METRAL P/N	ROW	CONTACT CODE MOD. 1						MOD. 2						MOD. 3						MOD. 4					
		1	2	3	4	5	6	7	8	9	10	11	12	13	14	15	16	17	18	19	20	21	22	23	24
89075-X102	D	2	2	2	2	2	2	2	2	2	2	2	2	2	2	2	2	2	2	2	2	2	2	2	2
SEE NOTE 11 LEAD FREE OPTION	C	2	2	2	2	2	2	2	2	2	2	2	2	2	2	2	2	2	2	2	2	2	2	2	2
	B	2	2	2	2	2	2	2	2	2	2	2	2	2	2	2	2	2	2	2	2	2	2	1	2
	A	2	2	2	2	2	2	2	2	2	2	2	2	2	2	2	2	2	2	2	2	2	2	2	2

METRAL P/N	ROW	CONTACT CODE MOD. 1						MOD. 2						MOD. 3						MOD. 4					
		1	2	3	4	5	6	7	8	9	10	11	12	13	14	15	16	17	18	19	20	21	22	23	24
89075-X103	D	2	2	2	2	2	2	2	2	2	2	2	2	2	2	2	2	2	4	2	2	2	2	2	2
SEE NOTE 11 LEAD FREE OPTION	C	2	2	2	2	2	2	2	2	2	2	2	2	2	2	2	2	2	4	2	2	2	2	2	2
	B	2	2	2	2	2	2	2	2	2	2	2	2	2	2	2	2	2	4	2	2	2	2	2	2
	A	2	2	2	2	2	2	2	2	2	2	2	2	2	2	2	2	2	4	2	2	2	2	2	1

METRAL P/N	ROW	CONTACT CODE MOD. 1						MOD. 2						MOD. 3						MOD. 4					
		1	2	3	4	5	6	7	8	9	10	11	12	13	14	15	16	17	18	19	20	21	22	23	24
89075-X104	D	2	2	2	2	2	2	2	2	2	2	2	2	2	2	2	2	2	2	2	2	2	2	2	2
SEE NOTE 11 LEAD FREE OPTION	C	2	2	2	2	2	2	2	2	2	2	2	2	2	2	2	2	2	2	2	2	2	2	2	2
	B	2	2	2	2	2	2	2	2	2	19	1	2	2	2	2	1	2	2	2	2	1	2	2	2
	A	2	2	2	2	2	2	2	2	2	2	2	2	2	2	2	19	1	2	2	2	2	2	2	1

METRAL P/N	ROW	CONTACT CODE MOD. 1						MOD. 2						MOD. 3						MOD. 4					
		1	2	3	4	5	6	7	8	9	10	11	12	13	14	15	16	17	18	19	20	21	22	23	24
89075-X105	D	1	3	3	3	3	3	3	3	3	3	3	3	3	3	3	3	3	3	3	3	3	3	3	1
SEE NOTE 11 LEAD FREE OPTION	C	1	3	3	3	3	3	3	3	3	3	3	3	3	3	3	3	3	3	3	3	3	3	3	1
	B	1	3	3	3	3	3	3	3	3	3	3	3	3	3	3	3	3	3	3	3	3	3	3	1
	A	1	3	3	3	3	3	3	3	3	3	3	3	3	3	3	3	3	3	3	3	3	3	3	1

METRAL P/N	ROW	CONTACT CODE MOD. 1						MOD. 2						MOD. 3						MOD. 4					
		1	2	3	4	5	6	7	8	9	10	11	12	13	14	15	16	17	18	19	20	21	22	23	24
89075-X106	D	3	1	1	1	1	1	1	1	1	1	1	1	1	1	1	1	1	1	1	1	1	1	1	1
SEE NOTE 11 LEAD FREE OPTION	C	3	1	1	1	1	1	1	1	1	1	1	1	1	1	1	1	1	1	1	1	1	1	1	1
	B	3	1	1	1	1	1	1	1	1	1	1	1	1	1	1	1	1	1	1	1	1	1	1	1
	A	3	1	1	1	1	1	1	1	1	1	1	1	1	1	1	1	1	1	1	1	1	1	1	1

METRAL P/N	ROW	CONTACT CODE MOD. 1						MOD. 2						MOD. 3						MOD. 4					
		1	2	3	4	5	6	7	8	9	10	11	12	13	14	15	16	17	18	19	20	21	22	23	24
89075-X107	D	3	2	2	2	2	2	2	2	2	2	2	2	2	2	2	2	2	2	2	2	2	2	3	3
SEE NOTE 11 LEAD FREE OPTION	C	3	2	2	2	2	2	2	2	2	2	2	2	2	2	2	2	2	2	2	2	2	2	3	3
	B	3	2	2	2	2	2	2	2	2	2	2	2	2	2	2	2	2	2	2	2	2	2	3	3
	A	3	2	2	2	2	2	2	2	2	2	2	2	2	2	2	2	2	2	2	2	2	2	3	3

METRAL P/N	ROW	CONTACT CODE MOD. 1						MOD. 2						MOD. 3						MOD. 4					
		1	2	3	4	5	6	7	8	9	10	11	12	13	14	15	16	17	18	19	20	21	22	23	24
89075-X108	D	2	2	2	2	2	2	2	2	2	2	2	2	2	2	2	2	2	2	2	3	3	2	3	3
SEE NOTE 11 LEAD FREE OPTION	C	2	2	2	2	2	2	2	2	2	2	2	2	2	2	2	2	2	2	2	3	3	2	3	3
	B	2	2	2	2	2	2	2	2	2	2	2	2	2	2	2	2	2	2	2	3	3	2	3	3
	A	2	2	2	2	2	2	2	2	2	2	2	2	2	2	2	2	2	2	2	3	3	2	3	3

METRAL P/N	ROW	CONTACT CODE MOD. 1						MOD. 2						MOD. 3						MOD. 4					
		1	2	3	4	5	6	7	8	9	10	11	12	13	14	15	16	17	18	19	20	21	22	23	24
89075-X109	D	3	3	2	2	2	2	2	2	2	2	3	3	4	3	4	2	2	3	3	3	3	3	3	3
SEE NOTE 11 LEAD FREE OPTION	C	3	3	2	2	2	2	2	2	2	2	3	3	4	3	4	2	2	3	3	3	3	3	3	3
	B	3	3	2	2	2	2	2	2	2	2	3	3	4	3	4	2	2	3	3	3	3	3	3	3
	A	3	3	2	2	2	2	2	2	2	2	3	3	4	3	4	2	2	3	3	3	3	3	3	3

METRAL P/N	ROW	CONTACT CODE MOD. 1						MOD. 2						MOD. 3						MOD. 4					
		1	2	3	4	5	6	7	8	9	10	11	12	13	14	15	16	17	18	19	20	21	22	23	24
89075-X110	D	7	5	7	7	7	7	7	6	7	7	7	7	7	7	7	7	7	7	7	7	7	8	7	7
SEE NOTE 11 LEAD FREE OPTION	C	7	7	7	7	7	7	7	6	7	7	7	7	7	7	7	7	7	7	7	7	7	8	7	7
	B	7	7	7	7	7	7	7	7	7	7	7	7	8	7	7	7	7	7	7	7	7	8	7	7
	A	7	7	7	7	7	7	7	7	7	7	7	7	8	7	7	7	7	7	7	7	7	8	7	7

spec ref	*	dr	Terran Huang	2010/07/08	projection	mm	size A4 / scale 2:1
tolerance std ASME Y14.5	TOLERANCES UNLESS OTHERWISE SPECIFIED	eng	Andy Lu	2012/03/08			
		chr	Thian-Zhao Lin	2012/03/12			ecn no ELX-DG-010531-1
		appr	Pei-Ming Zheng	2012/03/12	product family	METRAL	rel level Released
surface 3.200	linear 0.X ±0.3						
	0.XX ±0.13						
	0.XXX ±0.051						
ASME Y14.5	angular 0° ±2°	www.fci.com	title METRAL SIGNAL HEADER 4 MOD, 4 ROW PRESS-FIT		dwg no 89075		rev CE
			cat. no. -		Product - Customer Drw		sheet 13 of 15

Copyright FCI.

Pro/E File - REV C - 2009-06-09

METRAL P/N		CONTACT CODE MOD. 1						MOD. 2						MOD. 3						MOD. 4					
	ROW	1	2	3	4	5	6	7	8	9	10	11	12	13	14	15	16	17	18	19	20	21	22	23	24
89075-X111 SEE NOTE 11 LEAD FREE OPTION	D	3	3	3	1	3	1	3	1	3	3	3	3	3	1	1	1	1	1	1	1	3	1	3	1
	C	3	3	3	1	3	1	3	1	3	3	3	3	3	3	1	1	1	1	1	1	1	1	1	3
	B	3	3	3	1	3	1	3	1	3	3	3	3	3	1	1	1	1	1	1	1	3	3	3	3
	A	3	3	3	1	3	1	3	1	3	3	3	3	3	3	1	1	1	1	1	1	3	1	3	1

METRAL P/N		CONTACT CODE MOD. 1						MOD. 2						MOD. 3						MOD. 4					
	ROW	1	2	3	4	5	6	7	8	9	10	11	12	13	14	15	16	17	18	19	20	21	22	23	24
89075-X112 SEE NOTE 11 LEAD FREE OPTION	D	3	-	3	-	3	-	3	-	3	3	-	3	-	3	-	3	-	3	-	-	3	-	3	-
	C	3	-	3	-	3	-	3	-	3	3	-	3	-	3	-	3	-	3	-	-	3	-	3	-
	B	3	-	3	-	3	-	3	-	3	3	-	3	-	3	-	3	-	3	-	-	3	-	3	-
	A	3	-	3	-	3	-	3	-	3	1	-	3	-	3	-	3	-	3	-	-	3	-	3	-

CE

spec ref *	dr	Terran Huang	2010/07/08	projection	mm	size A4	scale 2:1
tolerance std ASME Y14.5 — TOLERANCES UNLESS OTHERWISE SPECIFIED	eng	Andy Lu	2012/03/08			ecn no	ELX-DG-010531-1
	chr	Thian-Zhao Lin	2012/03/12				
	appr	Pei-Ming Zheng	2012/03/12	product family	METRAL	rel level	Released
surface 3.200	linear	0.X	±0.3	title	METRAL SIGNAL HEADER	dwg no	89075
		0.XX	±0.13		4 MOD, 4 ROW PRESS-FIT		rev CE
		0.XXX	±0.051				
ASME Y14.5	angular	0°	±2°	www.fci.com	cat. no. -	Product - Customer Drw	sheet 14 of 15

Pro/E File - REV C - 2009-06-09

Copyright FCI.

PRODUCT NUMBER
89075-XYY OR 89075-XYYY
89075-XYYLF OR 89075-XYYYLF

NOTES:

1. FOR DIM A AND B SEE SHEET 2 AND UP.

2. BODY MATERIAL: LIQUID CRYSTAL

   POLYMER 30 % GLASS.

   FLAME RETARDANT ACC. UL 94-V0.

3. PIN MATERIAL:
   PHOSPHOR BRONZE.

4. PLATING ON PRESS-FIT TAIL:
   89075-XYY IS SnPb
   89075-XYYLF IS SN (LEAD FREE)
   PLATING ON CONTACT AREA CONFORMS TO PERFORMANCE LEVEL SHOWN IN TABLE.

5. PRODUCT MARKING:
   PART NUMBER DESIGNATION & BATCH I.D.

6. ALL PRODUCTS WITH PART NUMBERS SHOWN IN SUBSEQUENT TABLES WILL BE PACKAGED IN TUBES. IF TRAY PACKAGING IS REQUIRED, A SUFFIX "P" WILL BE ADDED TO THE END OF THE PART NUMBER.
   EXAMPLE: XXXXX-XXXP OR XXXXX-XXXXP,
   XXXXX-XXXPLF OR XXXXX-XXXXPLF

7. PRODUCT SPECIFICATION GS-12-180
   APPLICATION SPECIFICATION BUS-20-073

8. -A PLATING HAS Au FLASH IN PRESS FIT AREA (LEAD FREE).

9. AFTER INSERTION INTO CIRCUIT BOARD WITH QUALIFIED TOOL.

10. THE PRODUCTS WHERE THE PART NUMBER ENDS IN LF MEET THE EUROPEAN UNION DIRECTIVES AND OTHER COUNTRY REGULATIONS AS DESCRIBED IN GS-22-008.

    ALL PRODUCTS EXCEPT THOSE WITH PART NUMBERS CONTAINING (DRAWING NO.)-N1--- OR (DRAWING NO.)-N5---WILL WITHSTAND EXPOSURE TO 260°C FOR 60 SECONDS IN A CONVECTION, INFRA-RED OR VAPOR PHASE REFLOW OVEN. PART NUMBERS (DRAWING NO.)-N1--- AND (DRAWINGS NO.)-N5---WILL NOT WITHSTAND REFLOW AND Au CONTACT SURFACE OF THE CONTACTS SHALL BE EXPOSED TO A MAXIMIM 140°C FOR NO LONGER THAN 15 SECONDS IN A WAVE SOLDER APPLICATION.

11. FOR LEAD FREE PART NUMBERS, ADD AN "LF" SUFFIX.
    EXAMPLE:89075-X01LF

PLATING IN CONTACT AREA

DASH NUMBER	PERFORMANCE LEVEL	NOTES
-AYY OR -AYYY	TELCORDIA CO	SEE NOTE 8
-N1YY OR -N1YYY	TELCORDIA CO (NXT)	-
-1YY OR -1YYY	TELCORDIA CO	-
-2YY OR -2YYY	TELECOM CLASS	-
-3YY OR -3YYY	IEC CLASS 1	-
-N5YY OR -N5YYY	TELCORDIA UE (NXT)	-
-5YY OR -5YYY	TELCORDIA UE	-
-AYYLF OR -AYYYLF	TELCORDIA CO	SEE NOTE 10
-N1YYLF OR -N1YYYLF	TELCORDIA CO (NXT) IEC CLASS 1	SEE NOTE 10
-1YYLF OR -1YYYLF	TELCORDIA CO IEC CLASS 1	SEE NOTE 10
-2YYLF OR -2YYYLF	TELECOM CLASS	SEE NOTE 10
-N5YYLF OR -N5YYYLF	TELCORDIA UE (NXT)	SEE NOTE 10
-5YYLF OR -5YYYLF	TELCORDIA UE	SEE NOTE 10

spec ref	*	dr	Terran Huang	2010/07/08	projection	mm	size A4 / scale 2:1
tolerance std ASME Y14.5	TOLERANCES UNLESS OTHERWISE SPECIFIED	eng	Andy Lu	2012/03/08			ecn no ELX-DG-010531-1
		chr	Thian-Zhao Lin	2012/03/12			
		appr	Pei-Ming Zheng	2012/03/12	product family	METRAL	rel level Released
surface 3.200	linear 0.X ±0.3	title	METRAL SIGNAL HEADER 4 MOD, 4 ROW PRESS-FIT		dwg no	89075	rev CE
	0.XX ±0.13						
	0.XXX ±0.051						
ASME Y14.5	angular 0° ±2°	www.fci.com	cat. no. -		Product - Customer Drw		sheet 15 of 15

Copyright FCI.