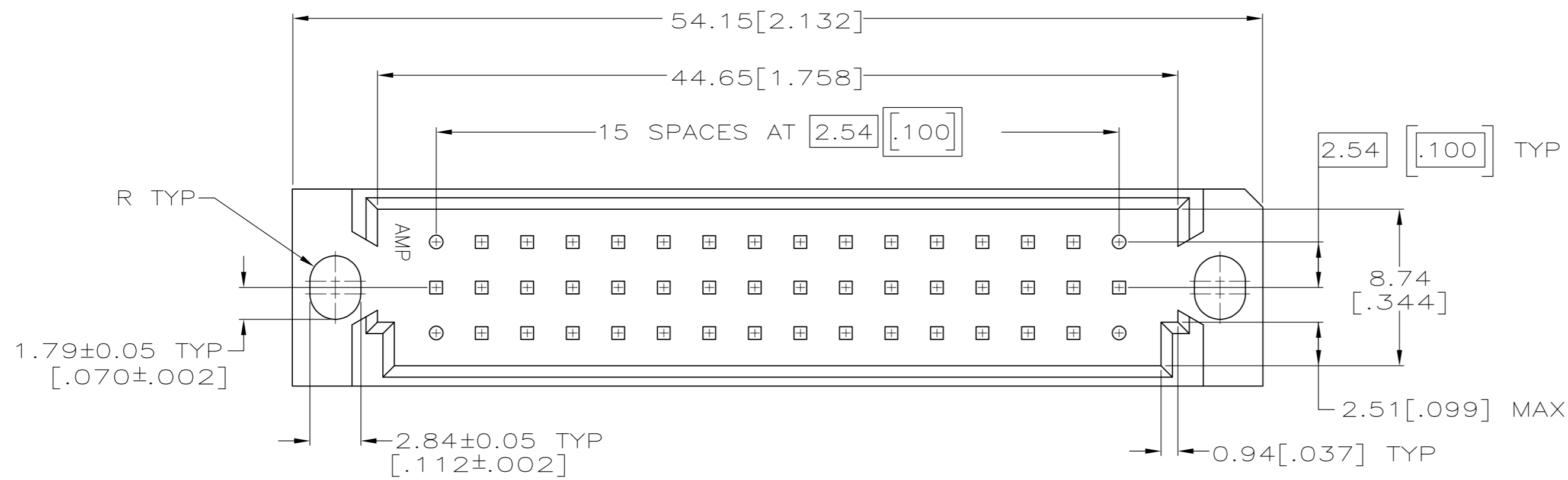
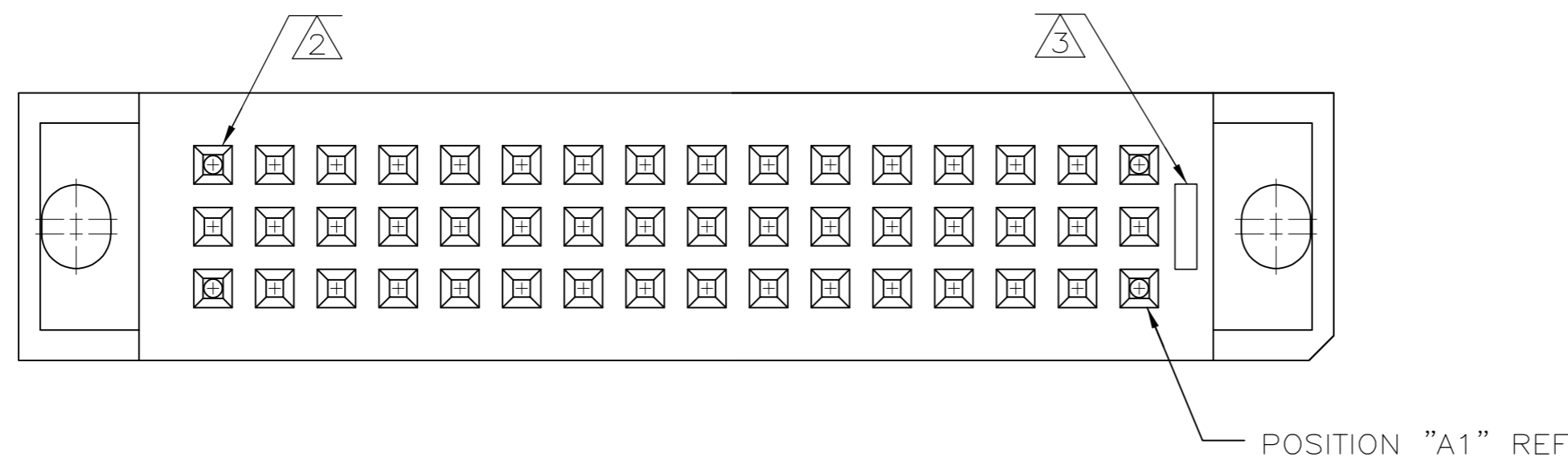
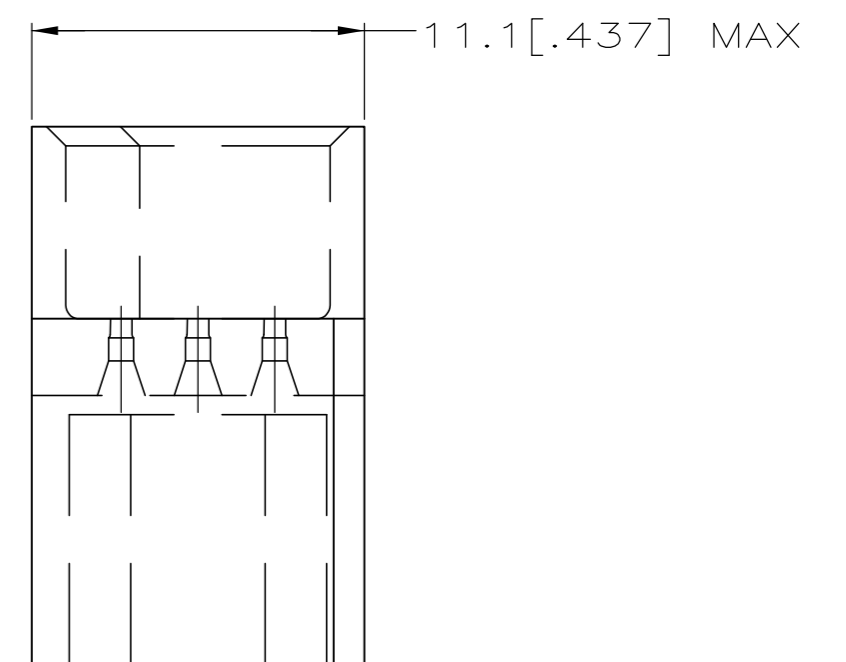
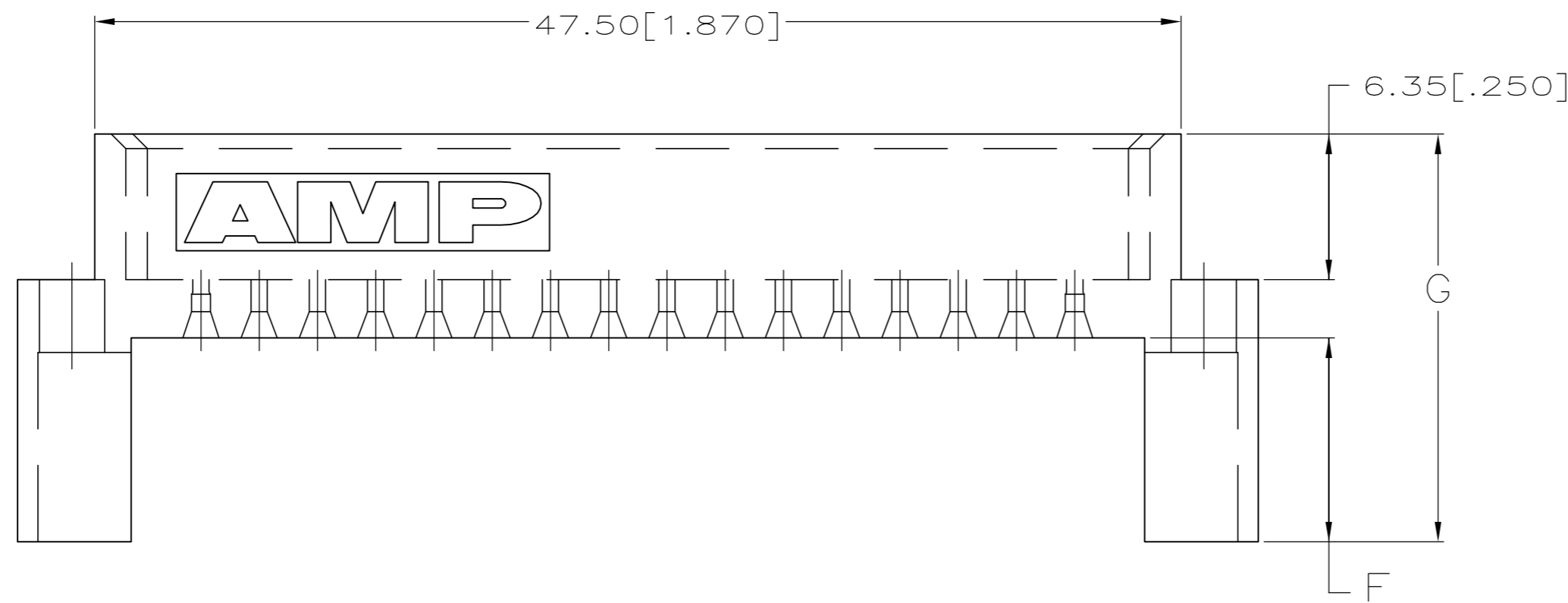


THIS DRAWING IS UNPUBLISHED. RELEASED FOR PUBLICATION
 © COPYRIGHT BY TYCO ELECTRONICS CORPORATION. ALL RIGHTS RESERVED.

LOC	DIST	REVISIONS			
P	LTR	DESCRIPTION	DATE	DWN	APVD
AD	25	H1	REVISED PER ECO-07-018173	13AUG07	DH DB



- ① HOUSING MATERIAL: GLASS-FILLED POLYESTER. COLOR: GRAY.
- ② INTERFERENCE CAVITIES LOCATED AT POSITIONS 1,16 IN ROWS "A" AND "C".
- ③ AMP PART NUMBER MOLDED IN THIS APPROXIMATE AREA.



OBSOLETE	17.78 [.700]	8.89 [.350]	-	-	650437-2
	13.08 [.515]	4.19 [.165]	13.23 [.521]	1.57 [.062]	650437-1
	G	F	CONNECTOR TAIL LENGTH	PC BOARD THK	PART NUMBER

DIMENSIONS:		TOLERANCES UNLESS OTHERWISE SPECIFIED:		MATERIAL		FINISH		MATERIAL		FINISH		MATERIAL		FINISH	
mm	[INCHES]	0 PLC	± -	1 PLC	± -	2 PLC	± -	3 PLC	± 0.13 [.005]	4 PLC	± -	ANGLES	± -	FINISH	± -

THIS DRAWING IS A CONTROLLED DOCUMENT.		DWN	L. BRINER	10/26/89	
		CHK	J. HUNT	9/23/93	
		APVD	-	-	
		PRODUCT SPEC			
		APPLICATION SPEC			
		WEIGHT			
		CUSTOMER DRAWING			
		SCALE	4:1	SHEET	1 OF 1
		REV	H1		