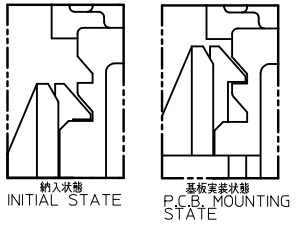
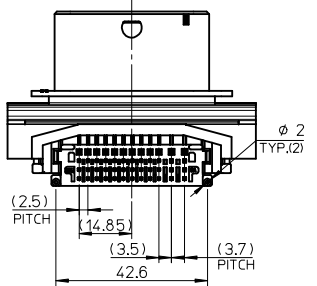


基板穴推奨寸法 (部品実装面)
RECOMMENDED PCB LAYOUT (COMPONENT SIDE)

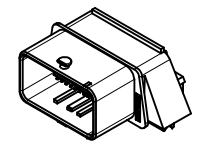


ガイドプレート位置
GUIDE PLATE POSITION

DETAIL D
Scale 5:1

注記
NOTES

- ハウジング,ガイドプレート材料: PBT-GF30%(黒色)
HOUSING,GUIDE PLATE MATERIAL: PBT-GF30%(BLACK)
- 端子(025,060)材料: 銅合金
CONTACT(025,060) MATERIAL: COPPER ALLOY
- 端子(025,060)のめっき処理: 錫めっき(接点部,テール部),下地Niめっき
CONTACT(025,060) PLATING: Sn PLATING(CONTACT, SOLDERING AREA),OVER Ni PLATING
- 推奨基板厚: 1.6±0.1mm
RECOMMENDED P.C.B. THICKNESS: 1.6±0.1mm
- 製品仕様書: PS-64319-001参照
PRODUCT SPECIFICATION: REFER TO PS-64319-001



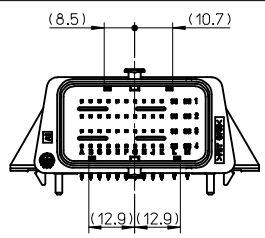
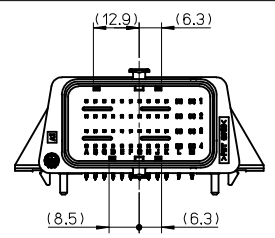
KEY OPTION

BLACK

BROWN

500762-0481

500762-0483



GENERAL TOLERANCES (UNLESS SPECIFIED)

10 UNDER	±0.2
10 OVER 30 UNDER	±0.25
30 OVER	±0.3
ANGULAR	±2 °
DRAFT WHERE APPLICABLE MUST REMAIN WITHIN DIMENSIONS	

REVISED
EC NO: A
DRAWN: INOUE02 2013/08/23
CHKD: SANDO 2013/08/29
APPR: YAMAMOTO 2014/04/30
DESCRIPTION

DIMENSION STYLE
MM ONLY

SCALE
1:1

DESIGN UNITS
METRIC

DRAWN BY	DATE	TITLE
H. TANAKA	2006/5/22	CMC HEADER 48PIN
CHECKED BY	DATE	
MA. YAMAMOTO	2006/5/22	
APPROVED BY	DATE	
A. KANESHIGE	2006/5/22	
MATERIAL NO.	DOCUMENT NO.	

molex

SEE TABLE SD-500762-001 SHEET NO. 1 OF 1

THIS DRAWING CONTAINS INFORMATION THAT IS PROPRIETARY TO MOLEX INCORPORATED AND SHOULD NOT BE USED WITHOUT WRITTEN PERMISSION