

1 2 3 4 5 6 7 8

A

B

C

D

E

F

A

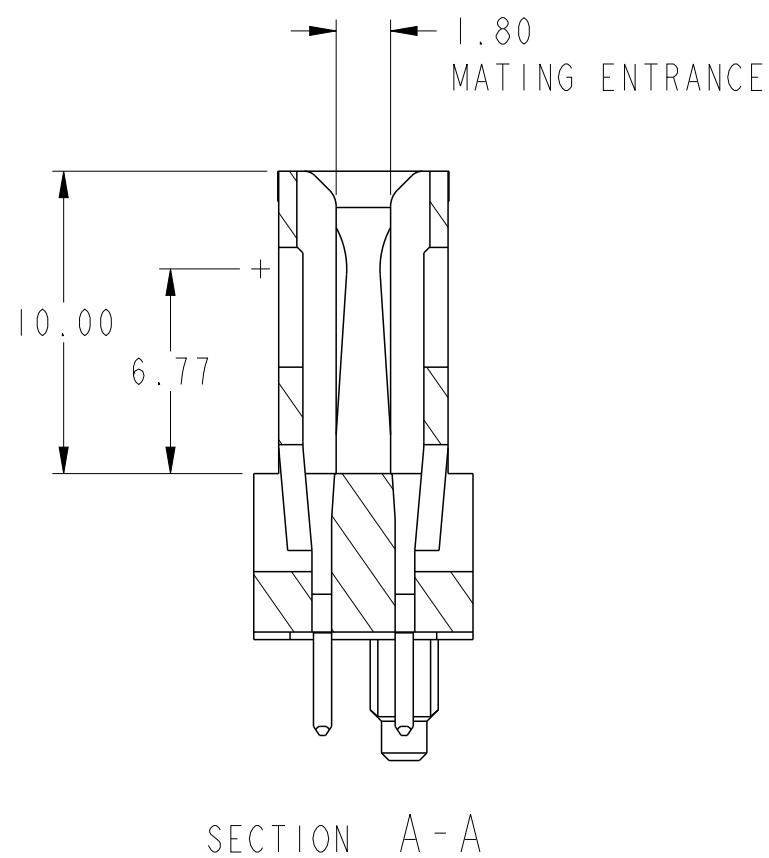
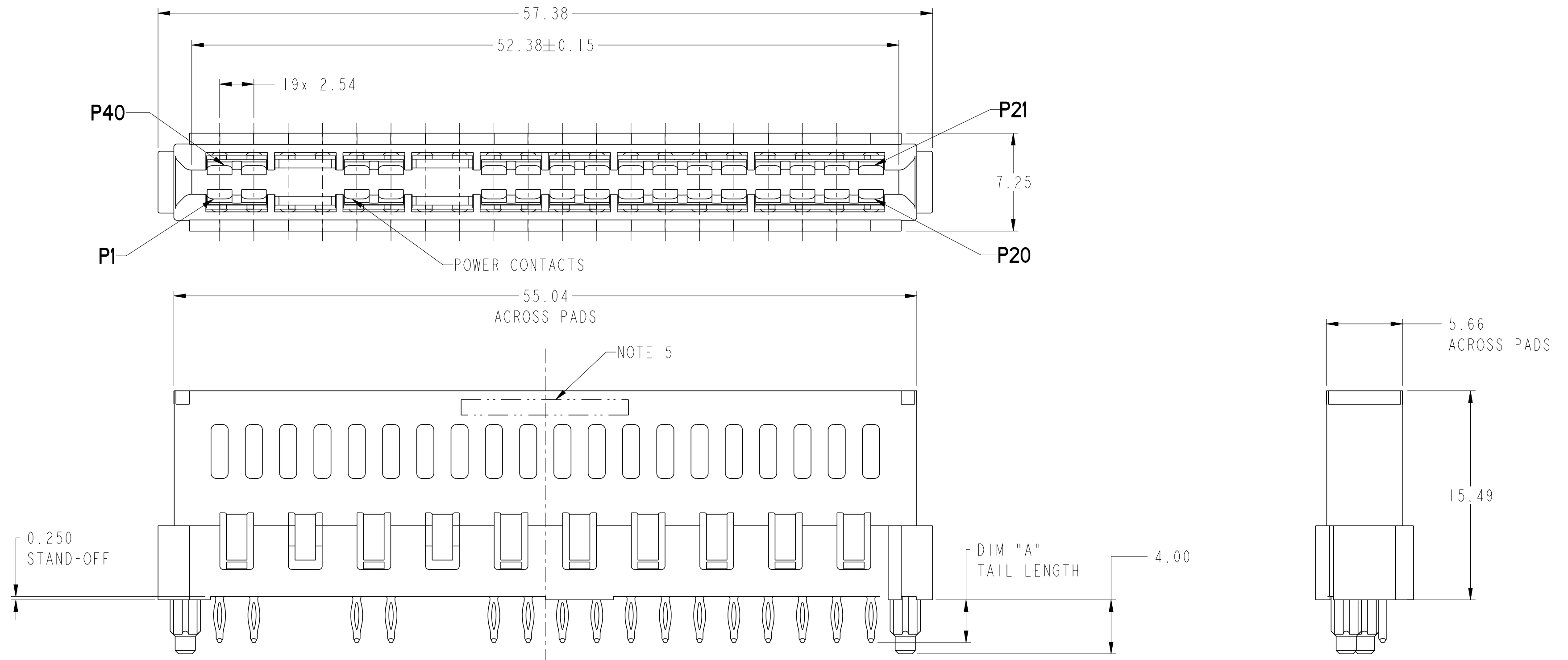
B

C

D

E

F



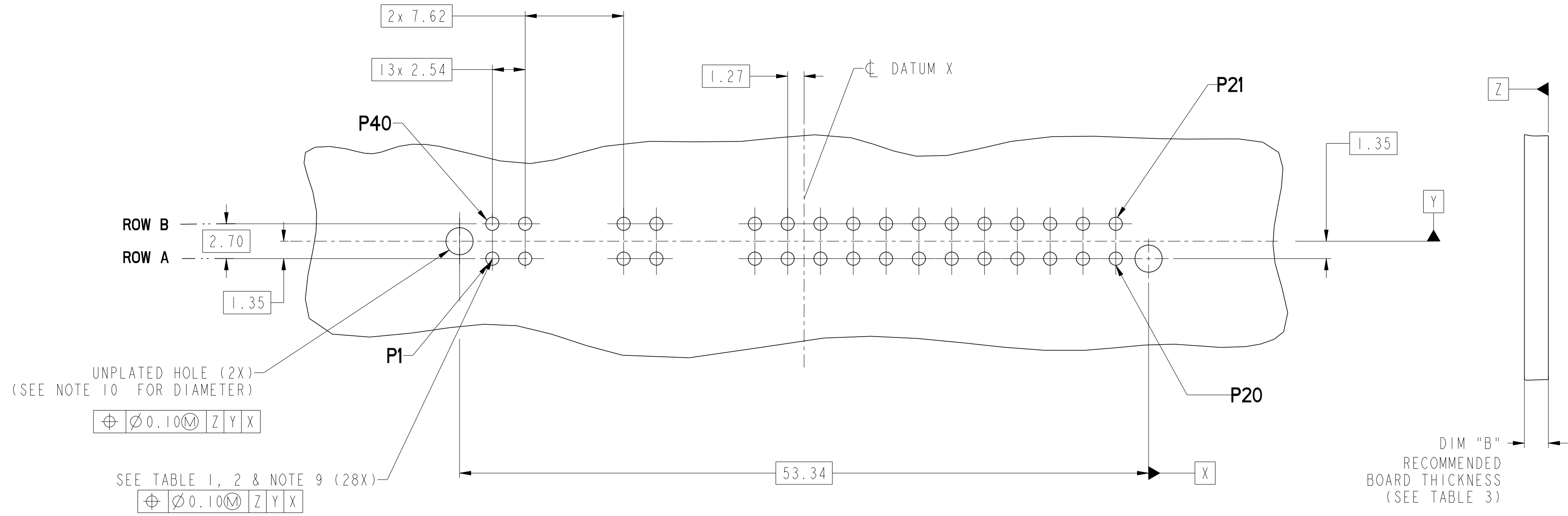
spec ref	-	dr	Eric Jiang	2012/1/30	projection	MM	size	A2	scale	4:1					
tolerance std	ASME Y14.5	eng	Jackie Huang	2014/03/12			ecn no	-	rel level	Released					
TOLERANCES UNLESS OTHERWISE SPECIFIED		chr	-	product family			CARD EDGE	rel level	Released						
surface	✓	appr	Pei-Ming Zheng	2014/03/12			title	VERT RECT (40P) HIGH POWER CARD EDGE		rev	A				
ASME Y14.5	linear	0.X	±0.5	0.XX	±0.25	0.XXX	±0.10	angular	0°	±2°	www.fci.com	cat. no.	-	Product - Customer Drw	sheet 1 of 4

PDS: Rev :A

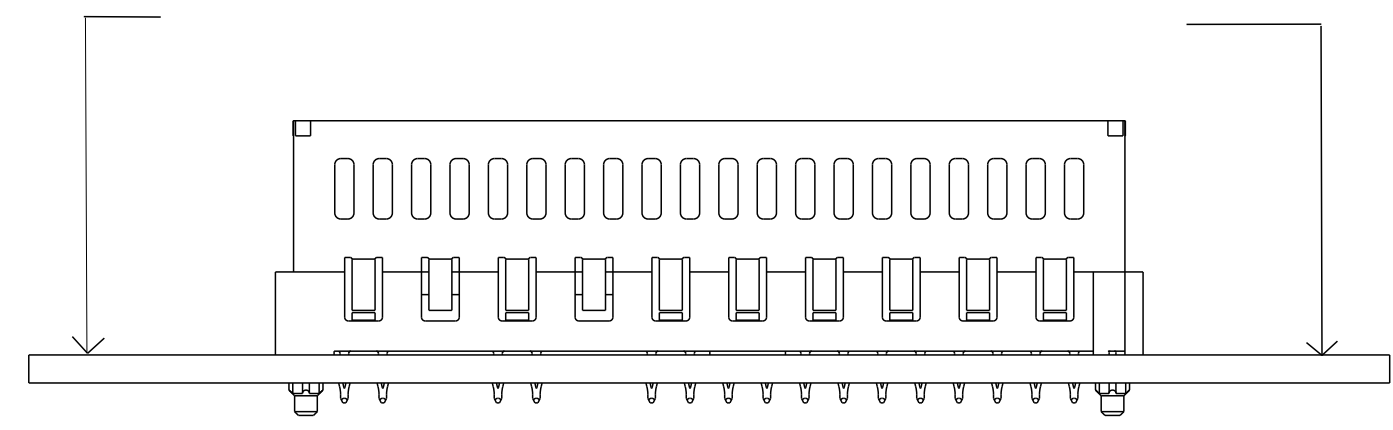
STATUS:Released

Printed: Mar 12, 2014

Copyright FCI. FCI



**RECOMMENDED PCB LAYOUT
VIEWED FROM CONNECTOR SIDE**

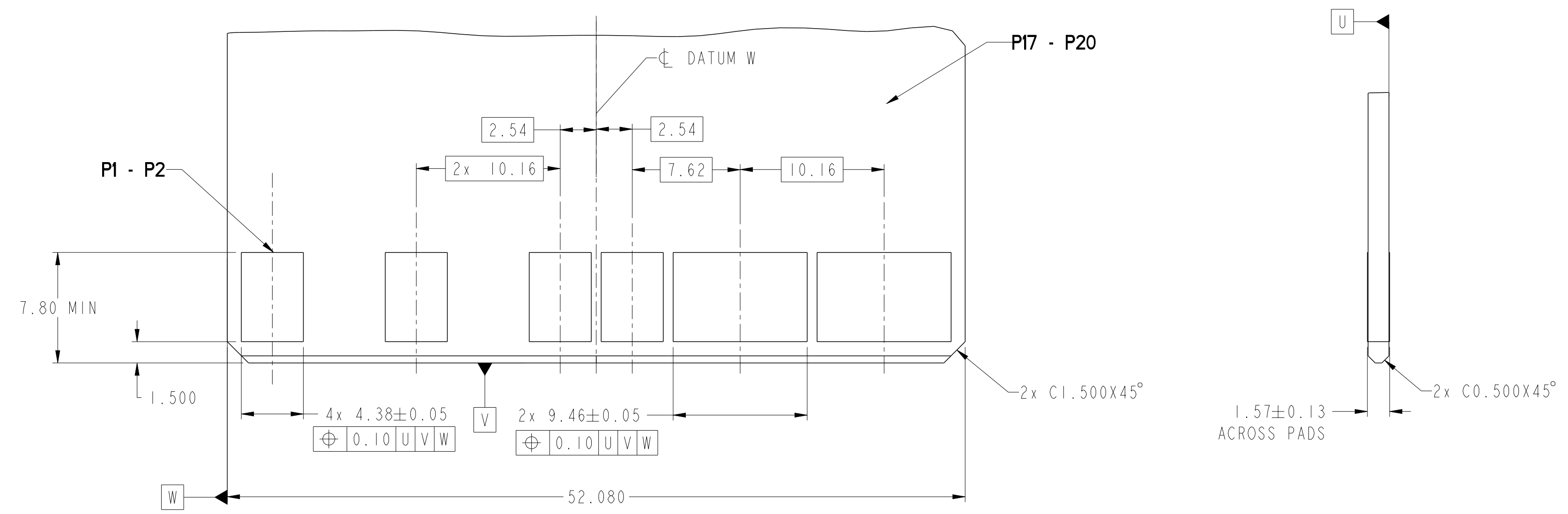


Copyright FCI.

spec ref	-	dr	Eric Jiang	2012/1/30	projection	MM	size	A2	scale	4:1		
tolerance std	ASME Y14.5	eng	Jackie Huang	2014/03/12			ecn no	-	rel level	Released		
TOLERANCES UNLESS OTHERWISE SPECIFIED		chr	-	appr							Pai-Ming Zheng	2014/03/12
surface	ASME Y14.5	linear	0.X	±0.5		TITLE VERT RECT (40P) HIGH POWER CARD EDGE	dwg no 10123563	rev A	Product - Customer Drw			
		angular	0°	±2°					www.fci.com	cat. no.	-	sheet 2 of 4

CONTACT TYPE	TOP LAYER DESCRIPTION	TABLE 1 (HPCE / SOLDER TAILS) PLATED THROUGH-HOLE REQUIREMENTS				
		DRILLED HOLE DIAMETER	COPPER THICKNESS	TIN-LEAD THICKNESS	TIN THICKNESS	FINISHED HOLE DIAMETER
POWER & SIGNAL	TIN-LEAD	1.10-1.16 (1.15 DRILL)	0.025 - 0.050	0.005 - 0.015	--	0.94 - 1.10
	IMMERSION TIN	1.10-1.16 (1.15 DRILL)	0.025 - 0.050	--	0.9 - 1.5um	0.94 - 1.10
	COPPER (SEE NOTE 8)	1.10-1.16 (1.15 DRILL)	0.025 - 0.050	--	--	0.94 - 1.10

CONTACT TYPE	TOP LAYER DESCRIPTION	TABLE 2 (HPCE / PRESS-FIT TAILS) PLATED THROUGH-HOLE REQUIREMENTS				
		DRILLED HOLE DIAMETER	COPPER THICKNESS	TIN-LEAD THICKNESS	TIN THICKNESS	FINISHED HOLE DIAMETER
POWER & SIGNAL	TIN-LEAD	0.81-0.86 (0.85 DRILL)	0.025 - 0.050	0.005 - 0.015	--	0.65 - 0.80
	IMMERSION TIN	0.81-0.86 (0.85 DRILL)	0.025 - 0.050	--	0.9 - 1.5um	0.70 - 0.80
	COPPER (SEE NOTE 8)	0.81-0.86 (0.85 DRILL)	0.025 - 0.050	--	--	0.70 - 0.80

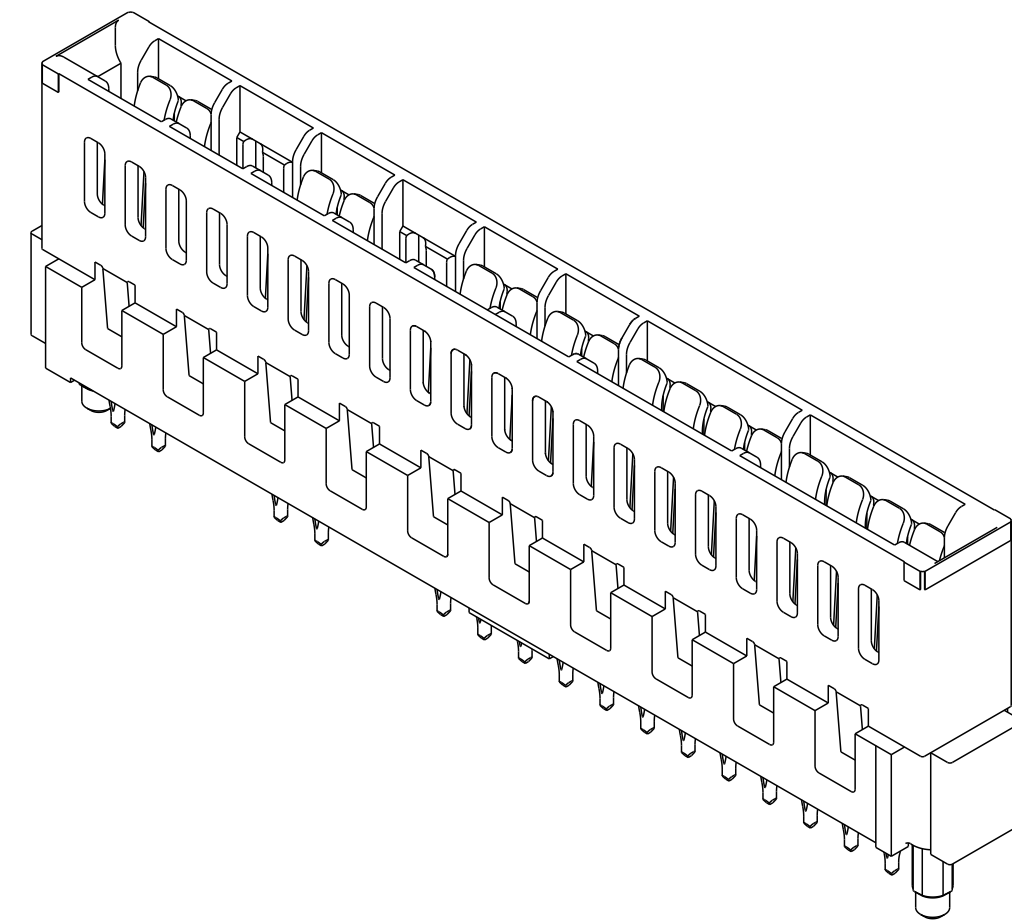


spec ref	-	dr	Eric Jiang	2012/1/30	projection	MM	size	A2	scale	4:1
tolerance std	ASME Y14.5	eng	Jackie Huang	2014/03/12	chr	-	ecn no	-	rel level	Released
surface	linear	appr	Pei-Ming Zheng	2014/03/12	product family	CARD EDGE	cat. no.	10123563	rev	A
ASME Y14.5	angular	0°	±2°	www.fci.com	Product - Customer Drw	sheet 3 of 4				

Copyright FCI.

HPCE PART NUMBER (TABLE 3)

PART NUMBER	TAIL TYPE	DIM "A" TYPICAL TAIL LENGTH	DIM "B" RECOMMENDED BOARD THICKNESS
10123563-001LF	SOLDER	3.17 ±0.25	1.59 - 2.38
10123563-002LF	PRESS FIT		1.57 MIN
10123563-002	PRESS FIT		



NOTES:

I. CONNECTOR MATERIALS:

HOUSING: HIGH TEMPERATURE THERMAL PLASTIC, BLACK
 UL 94V-0 COMPLIANT
 CONTACTS: HIGH PERFORMANCE COPPER ALLOY.

2. CONTACT FINISH REF. GS-12-604 SECTION 5.2.
3. PRODUCT SPECIFICATION: GS-12-604.
4. APPLICATION SPECIFICATION: GS-20-128.
5. PRODUCT MARKING (FCI - PART NUMBER & DATE CODE) ON HOUSING IN AREA SHOWN.
6. PACKAGING MEETS FCI SPECIFICATION GS-14-937.
7. HOUSING COMPONENT WILL WITHSTAND EXPOSURE TO 260°C PEAK TEMPERATURE FOR 60 SECONDS IN A CONVECTION, INFRA-RED, OR VAPOR PHASE REFLOW OVEN.
8. COPPER PLATING THICKNESS IN CENTER OF VIA-HOLE CAN BE NO MORE THAN 0.003 LESS THAN OTHER AREAS.
9. ALL HOLE SIZES ARE FINISHED HOLE SIZES.
10. MOUNTING HOLES ARE UNPLATED
 Ø 2.40 +/- 0.1 FOR PRESS-FIT TAILS
 Ø 2.18 +/- 0.03 FOR SOLDER TAILS

II. PRESS FIT APPLICATION TOOL DRAWING: 10119453

spec ref	-	dr	Eric Jiang	2012/1/30	projection	MM	size	A2	scale	4:1
tolerance std	ASME Y14.5	eng	Jackie Huang	2014/03/12			ecn no	-	rel level	Released
TOLERANCES UNLESS OTHERWISE SPECIFIED		chr	-	2014/03/12			product family	CARD EDGE	cat. no.	10123563
surface	ASME Y14.5	appr	Pei-Ming Zheng	2014/03/12	www.fci.com		VERT RECT (40P) HIGH POWER CARD EDGE		Product - Customer Drw	
linear	0.X ±0.5 0.XX ±0.25 0.XXX ±0.10	angular		0° ±2°	Product - Customer Drw		sheet 4 of 4		STATUS: Released	