SPECIFICATIONS		
OPERATING TEMP. RANGE	-25°C TO +125°C.	
WORKING VOLTAGE	85°C.	----
	125°C.	100 VDC
CURRENT	5 AMPS MAX.	
POSITIONS	1 THRU 15	
SCHEMATIC		
CAPACITANCE†	SEE CHART	
D.W.V.†	300 VDC	
I.R.†	1 G OHM MIN.	

† ALL TEST CONDITIONS AT 25°C. 50% RELATIVE HUMIDITY.
CAP. PER MIL-STD-202 METHOD 305, 1.0 VRMS MAX. 1KHz.
D.W.V. PER MIL-STD-202 METHOD 301, 1-5 SEC. 50 mA MAX.
I.R. PER MIL-STD-202 METHOD 302.
I.L. PER MIL-STD-220, NO LOAD CONDITION.

SCI PART NO.	CAPACITANCE		MINIMUM INSERTION LOSS DECIBELS - (db)			
	VALUE	TOLERANCE	20 MHz	100 MHz	500 MHz	1 GHz
56-524-012-GBL	588 pF FT 1092 pF FT	MIN MAX	5	18	31	37

MARKING

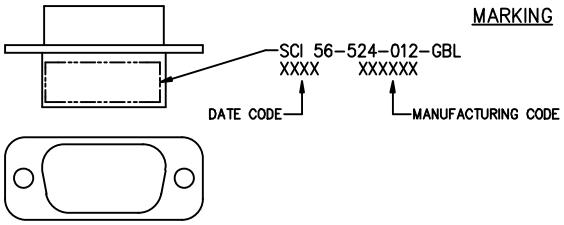

NOTE:
1. SHELL: STEEL, TIN PLATED.
2. INSULATOR: UL 94V-0
3. CONTACT; COPPER ALLOY, .000015 GOLD PLATED IN SOCKET CONTACT MATING AREA.
4. -GBLF VARIATION IS SUPPLIED WITH FERRITE BLOCK.

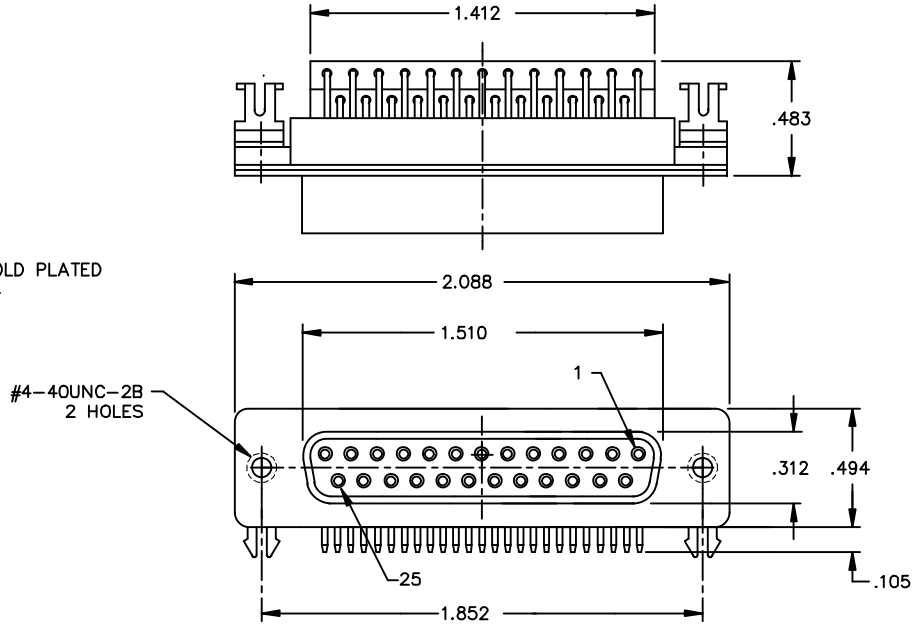

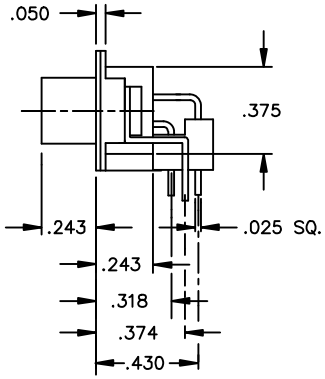

CN 203704	0	REV. NO.	UNLESS OTHERWISE SPECIFIED DIMENSIONS ARE IN INCHES. DO NOT SCALE.	TOLERANCES UNLESS OTHERWISE SPECIFIED Fractions ± 1/64 Dec. .xx± Dec. .xxx± .015 Angles ±0° 30′ CODE IDENT. NO. 33095	SPECTRUM CONTROL INC. ERIE, FAIRVIEW PENNSYLVANIA Dwn. KRDZALIC DATE 9/17/01 Apvd. Sheet 1 of 1 Description 25 POSITION LOW PROFILE, SKT.RT. ANGLE FILTERED CONNECTOR B 56-524-012-GBL

CHANGE NOTICE

Quality Products From The Specialists In Electro-Magnetic Compatibility